

17TH ISSUE



NEPAL ELECTRICITY AUTHORITY

GENERATION DIRECTORATE

FISCAL YEAR 2024/2025 (2081-2082)



AUGUST 2025 (BHADRA 2082)

DURBAR MARG, KATHMANDU, NEPAL



Mr. Ram Kumar Yadav
Director



Mr. Bharat Kumar Poudel
Joint Director



Mr. Keshav Raj Oli
Joint Director



Mrs. Kabita Sharma
Deputy Manager



Mr. Suman Raj Manandhar
Assistant Manager



Mr. Prakash Dahal
Engineer



Mr. Bibek Chaudhary
Engineer

PUBLICATION TEAM



MESSAGE FROM THE MANAGING DIRECTOR

It is with great pride and pleasure that I extend my warmest greetings to all readers on the occasion of the 40th anniversary of the Nepal Electricity Authority (NEA). I am honored to contribute this message to the 17th edition of the NEA Generation Directorate Magazine, a publication that continues to serve as a vital source of information and insight for our stakeholders, policymakers, energy professionals, academics, and the wider public.

The Generation Directorate remains at the heart of NEA's operations, managing twenty hydropower plants – from the historic 500 kW Pharping Hydropower Plant, Nepal's first, to the major 144 MW Kaligandaki 'A' – alongside two thermal power plants, culminating in a total installed capacity of 627.03 MW.

I am pleased to report that during the fiscal year 2081/82, total energy generation from these facilities reached 2,902.4 GWh, reflecting a slight increase over the previous year despite persistent hydrological challenges, such as reduced precipitation and lower river discharge. This achievement underscores the resilience and efficiency of our generation assets and the unwavering dedication of our operational teams.

A key highlight of the year was the successful export of surplus electricity to India during the wet season. Several plants under the Generation Directorate — including Kaligandaki 'A,' Middle-Marsyangdi, Marsyangdi, Trishuli, and Devighat — played a crucial role in this milestone, supporting Nepal's growing presence in the regional power trade.

Equally commendable is the performance of the Operation and Maintenance (O&M) teams within the Generation Directorate. Their ability to respond promptly and effectively to technical challenges across our diverse fleet of power stations has become a defining strength of NEA. From executing critical repairs and overhauls to managing electromechanical and hydromechanical systems, these efforts have been largely driven by in-house technical expertise, ensuring sustainability and cost efficiency.

To enhance reliability and efficiency, the Hydropower Plant Automation Project is progressing steadily, with automation already underway at select stations. We are also advancing initiatives like transforming Pharping Hydropower Plant into an energy museum, and exploring green hydrogen production with Kathmandu University—steps that align with our broader vision for a sustainable energy future.

In closing, I extend my heartfelt appreciation to all employees of the Generation Directorate — from plant managers to technical and maintenance staff — for their exceptional dedication, skill, and service. I also thank the editorial team for their diligence in compiling and publishing this valuable magazine.

Together, let us continue driving NEA's mission forward as we enter a new era of energy security, sustainability, and innovation.



Hitendra Dev Shakya
Managing Director



MESSAGE FROM DEPUTY MANAGING DIRECTOR

I'm pleased to share the 17th issue of the NEA Generation Magazine, published to mark the special occasion of the 40th Anniversary of the Nepal Electricity Authority. This edition serves as a comprehensive reflection of our efforts and achievements of generation directorate during the fiscal year 2081/82, providing valuable insights into the performance and progress of NEA-owned power plants. It is intended to inform and engage our wide spectrum of stakeholders – from energy professionals and academicians to the broader public.

The Generation Directorate currently oversees the operation and maintenance of 20 hydroelectric power plants with a combined installed capacity of 573.62 MW, along with 2 thermal power plants contributing an additional 53.41 MW. This brings the total installed capacity under the Directorate to 627.03 MW. While the Directorate has not undertaken new construction projects in the recent fiscal year, our unwavering focus remains on maximizing the generation potential of existing assets through efficient operation and systematic maintenance.

Our core priorities include:

- Optimizing generation through effective operation of storage, peaking run-of-river (PRoR) and run-of-river (RoR) plants.
- Undertaking critical maintenance and rehabilitation of aging infrastructure.
- Ensuring reliability, safety, and efficiency across all power generation facilities.

In fiscal year 2081/82, despite persistent hydrological challenges, such as reduced precipitation and lower river discharge, the total energy generated from NEA-operated plants reached 2902.4 GWh, reflecting a 0.86% increase from the previous year (2877.6 GWh). In addition, the directorate successfully carried out extensive repair and maintenance work across all major components — including turbines, generators, transformers, and both electro-mechanical and hydro-mechanical systems — at PRoR and RoR power stations.

Under a tripartite agreement between Nepal Electricity Authority (NEA), Bangladesh Power Development Board (BPDB), and India's NTPC Vidyut Vyapar Nigam (NVTN), Nepal commenced the export of 40 MW of electricity to Bangladesh in mid-June 2025. This seasonal arrangement, which will run annually through mid-November, is supplied by generation from the Trishuli and Chilime hydropower plants. The initiative marks a significant milestone in Nepal's cross-border energy trade and its growing role in the regional power market.

Looking forward, we have initiated the Hydropower Plant Automation Project, with initial implementation at Kulekhani-I and Kulekhani-II hydropower stations. The second phase will extend automation to Modi Khola and Marsyangdi HPS, enhancing operational efficiency and remote monitoring capabilities.

As we mark four decades of dedicated service to the nation, I take this opportunity to express my sincere gratitude to the Managing Director for his guidance and continuous support. I also commend the unwavering commitment of our Directorate's staff, whose hard work underpins every milestone we achieve. Lastly, I extend my appreciation to the editorial and publication team for their outstanding effort in bringing out the 17th edition of the Generation Magazine.

Madan Timsina

Deputy Managing Director

TABLE OF CONTENTS

Executives	1
Plant Chiefs	2
Organizational Structure Of Nepal Electricity Authority	4
Corporate Structure Of Generation Directorate	5
Generation Directorate	7
Large Generation Operation And Maintenance Department	11
Kaligandaki 'A' Hydropower Station	12
Middle Marsyangdi Hydropower Station	16
Marsyangdi Hydropower Station	20
Upper Trishuli 3A Hydropower Station	24
Kulekhani-I Hydropower Station	28
Kulekhani-II Hydropower Station	34
Chameliya Hydropower Station	38
Medium Generation Operation And Maintenance Department	42
Trishuli Hydropower Station	43
Gandak Hydropower Station	47
Devighat Hydropower Station	51
Modikhola Hydropower Station	55
Kulekhani- III Hydropower Station	58
Sunkoshi Hydropower Station	62
Ilam (Puwa Khola) Hydropower Station	66
Chatara Hydropower Station	70
Panauti Hydropower Station	73
Seti Hydropower Station	77
Fewa Hydropower Station	80
Sundarijal Hydropower Station	83
Pharping Hydropower Station	86
Thermal Power Plants	88
Generation Development And Support Department	89
Electromechanical Workshop Construction Project	90
Hydropower Automation Project	91
Details of NEA Power Plants	92

Front Cover Image : View of Penstock (Sunkoshi HPS)
Back Cover Image : GIS of Upper Trishuli 3A HPS
Unit Overhauling of Chameliya HPS

Design & Print :
Rolwaling Offset Press
Address : Baneshwor, Kathmandu
Phone : 9851102229
Email: bishnuppress@gmail.com

EXECUTIVES



Mr. Madan Timsina
Deputy Managing Director,
Generation Directorate



Mr. Subhash Kumar Mishra
Director
Kulekhani III Hydropower
Project



Mr. Ram Kumar Yadav
Director
Large Generation O&M Dept
Chameliya Hydropower Project



Mr. Aniruddha Poudel
Director
Generation Development and
Support Dept



Mr. Bharat Kumar Poudel
Joint Director
Finance Division



Mr. Keshav Raj Oli
Joint Director
Administrative Division



Mr. Kapil Dev Manjan
Chief
Medium Generation O&M Dept



PLANT CHIEFS/PROJECT CHIEFS



Mr. Dharendra Chaudhary
(Manager)
Upper Trishuli 3A HPS



Mr. Tara Datt Bhatt
(Manager)
Kulekhani I HPS



Mr. Pawan Basnyat
(Manager)
Middle Marsyangdi HPS



Mr. Atmesh Paudyal
(Manager)
Kaligandaki 'A' HPS



Mr. Pashupati Raj Gautam
(Manager)
Marsyangdi HPS



Mr. Suresh Raut
(Deputy Manager)
Upper Trishuli 3A Hydroelectric Project



Mr. Prahlad Raut
(Deputy Manager)
Kulekhani-II HPS



Mr. Surendra Karki
(Deputy Manager)
Modi HPS



Mr. Suraj Dahal (Deputy Manager)
Electromechanical Workshop
Construction Project




Mr. Ravi Kishor Dutta
(Deputy Manager)
Chameliya HPS



Mr. Prasanna Muni Tamrakar
(Deputy Manager)
Kulekhani-III HPS & Hetauda
Diesel Plant



Mr. Pradeep Singh
(Deputy Manager)
Devighat HPS



Mr. Puran Sob
(Asst. Manager)
Trishuli HPS



Mr. Pitambar Bhusal
(Asst. Manager)
Gandak HPS



Mr. Shiv Kumar Thapa
(Asst. Manager)
Puwa Khola HPS



Mr. Harish Chandra Dhital
(Asst. Manager)
Sunkoshi HPS



Mr. Umang Karki
(Asst. Manager)
Hydropower Plant Automation Project



Mr. Chiranjibi Acharya
(Engineer)
Seti FewaHPS



Mr. Shivaraj Timilsina
(Engineer)
Panauti HPS



Mr. Pawan Ghimire
(Engineer)
Chatara HPS & Multifuel Power
Plant



Mr. Rabindra Mandal
(Asst. Engineer)
Sundarijal HPS

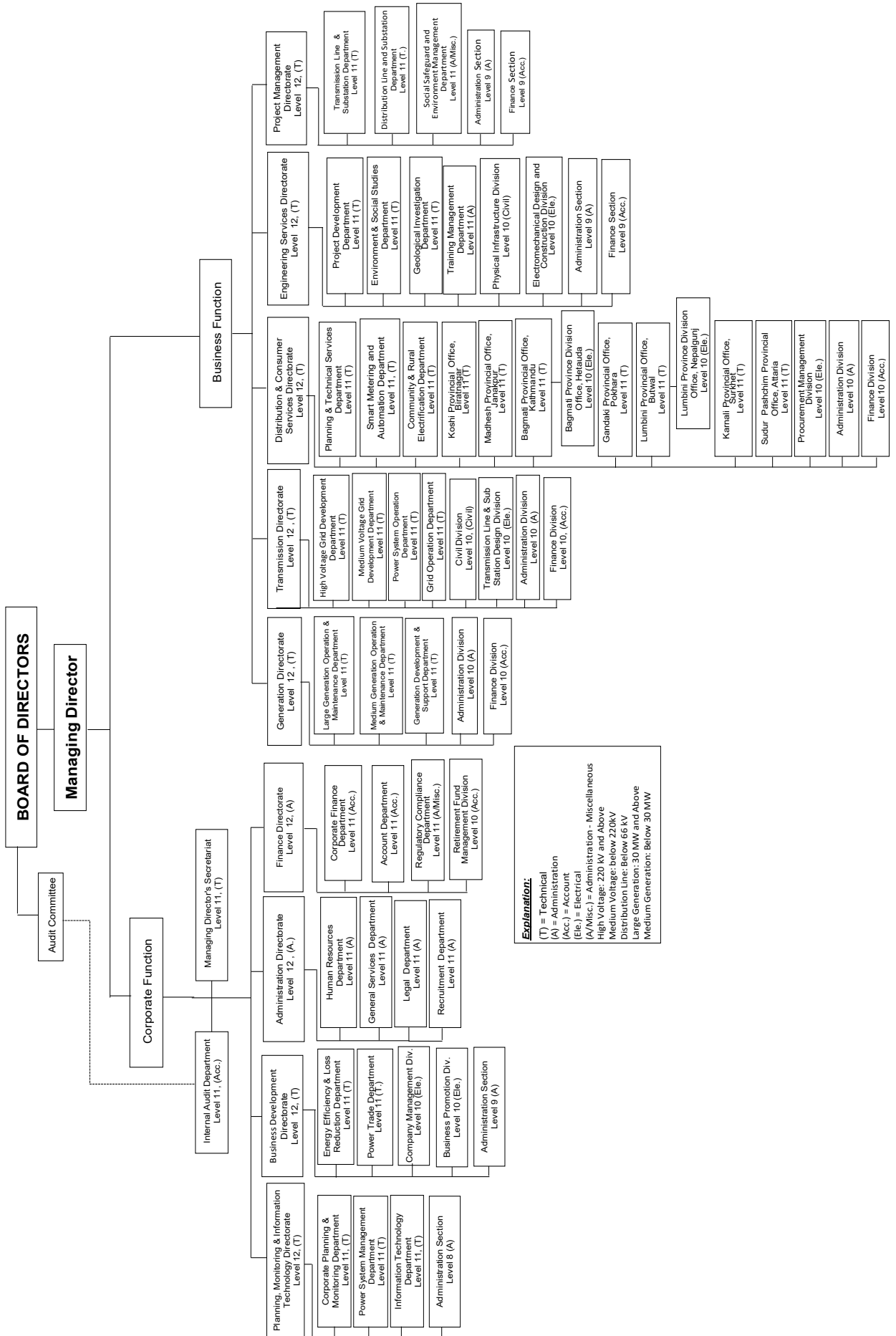


Mr. Mahesh Shrestha
(Foreman)
Pharping HPS



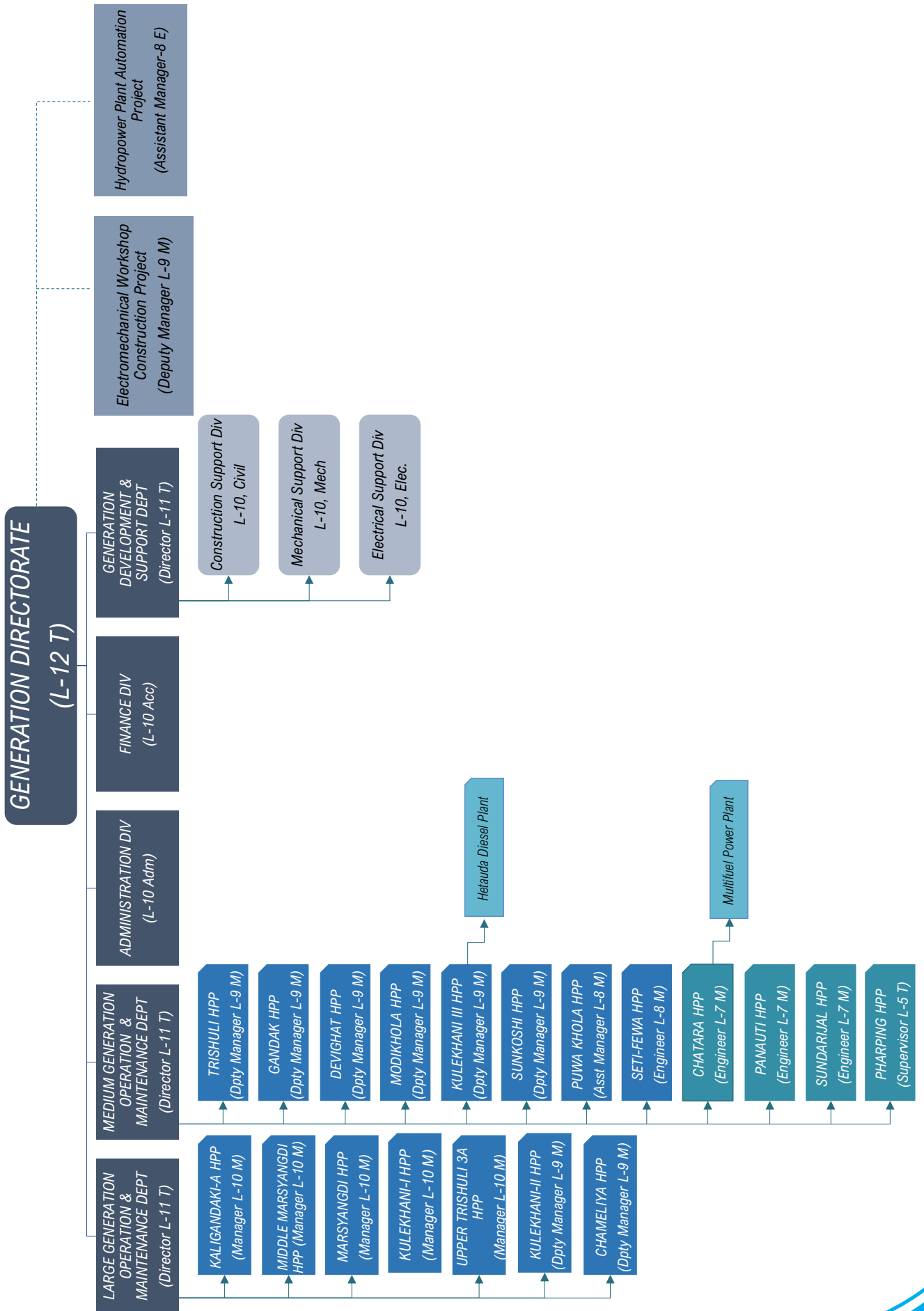
ORGANIZATIONAL STRUCTURE OF NEPAL ELECTRICITY AUTHORITY

Nepal Electricity Authority Organization Structure





CORPORATE STRUCTURE OF GENERATION DIRECTORATE





17th Issue : 2082



GENERATION DIRECTORATE

The Generation Directorate, led by the Deputy Managing Director, oversees the efficient operation and maintenance of existing hydropower stations owned by NEA. The directorate manages a total installed capacity of 627 MW, consisting of 573.6 MW from twenty hydropower stations and 53.41 MW from two thermal power plants.

The mission of the Generation Directorate is to maximize energy generation through optimal resource utilization. This includes periodic overhauls, major maintenance, and rehabilitation projects at the generating stations. However, over the years, as hydropower usage has increased, thermal plants have made only nominal contributions to energy generation.

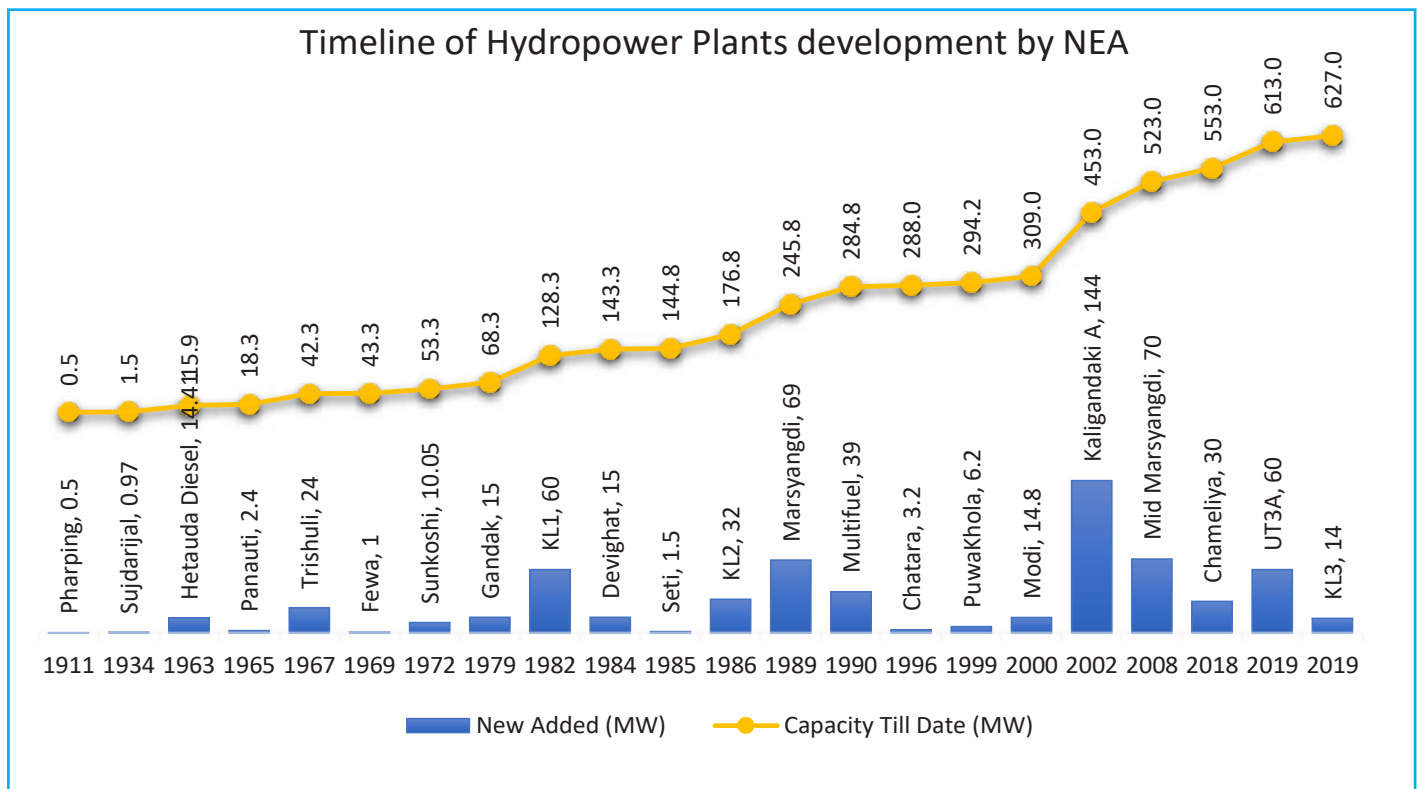
With a reformation in the organization structure in this fiscal year, the directorate is constrained to three

departments and two divisions.

- Large Generation Operation and Maintenance Department
- Medium Generation Operation and Maintenance Department
- Generation Development and Support Department (former: Generation Development Department and Technical Support Department)
- Finance Division
- Administration Division

There are two independent projects currently headed by this directorate

1. Electro-Mechanical Workshop Construction Project:
2. Hydropower Plant Automation Project

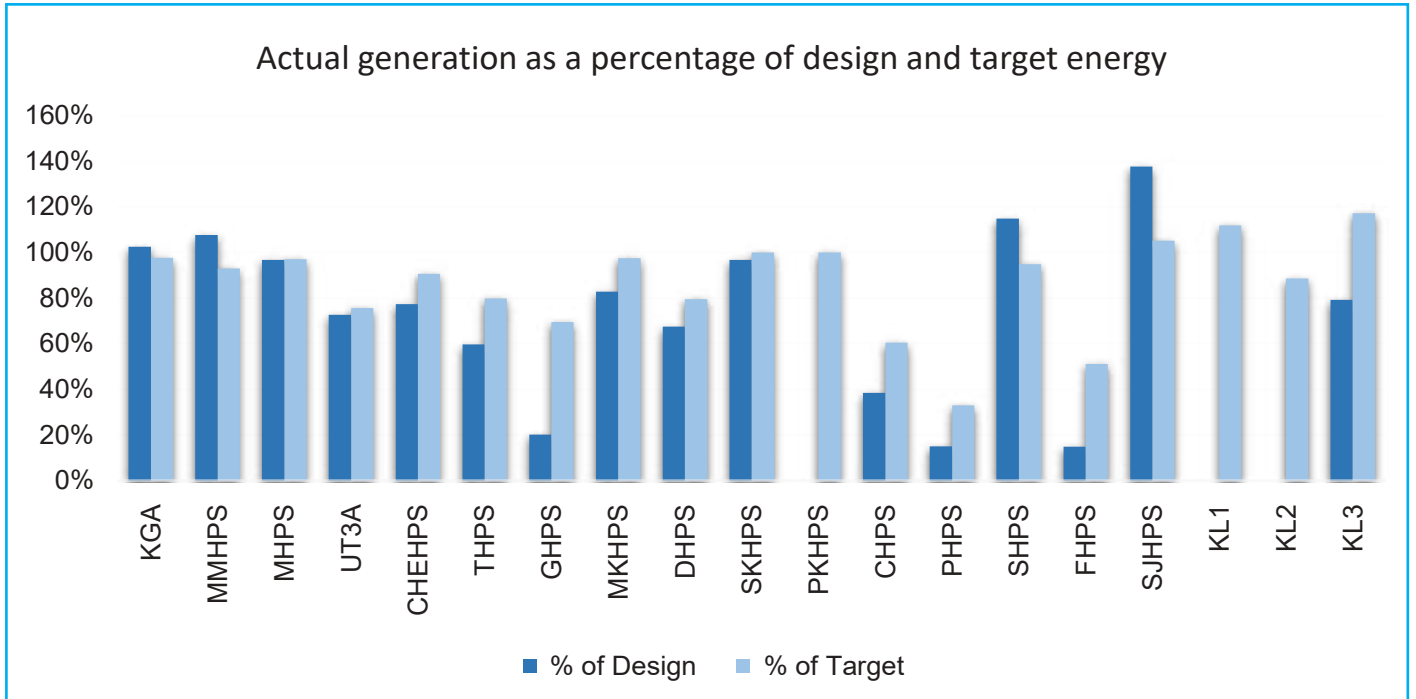




MAJOR ACHIEVEMENTS

For the fiscal year 2081/82 Gandak, Chatara, Seti and Sundarijal HPS achieved generation more than 100 % of target. Whereas, Kaligandaki ‘A’, Middle Marsyangdi, Marsyangdi, Upper Trishuli 3A, Modi, Devighat, Sunkoshi HPS have achieved more than 90% of target generation.

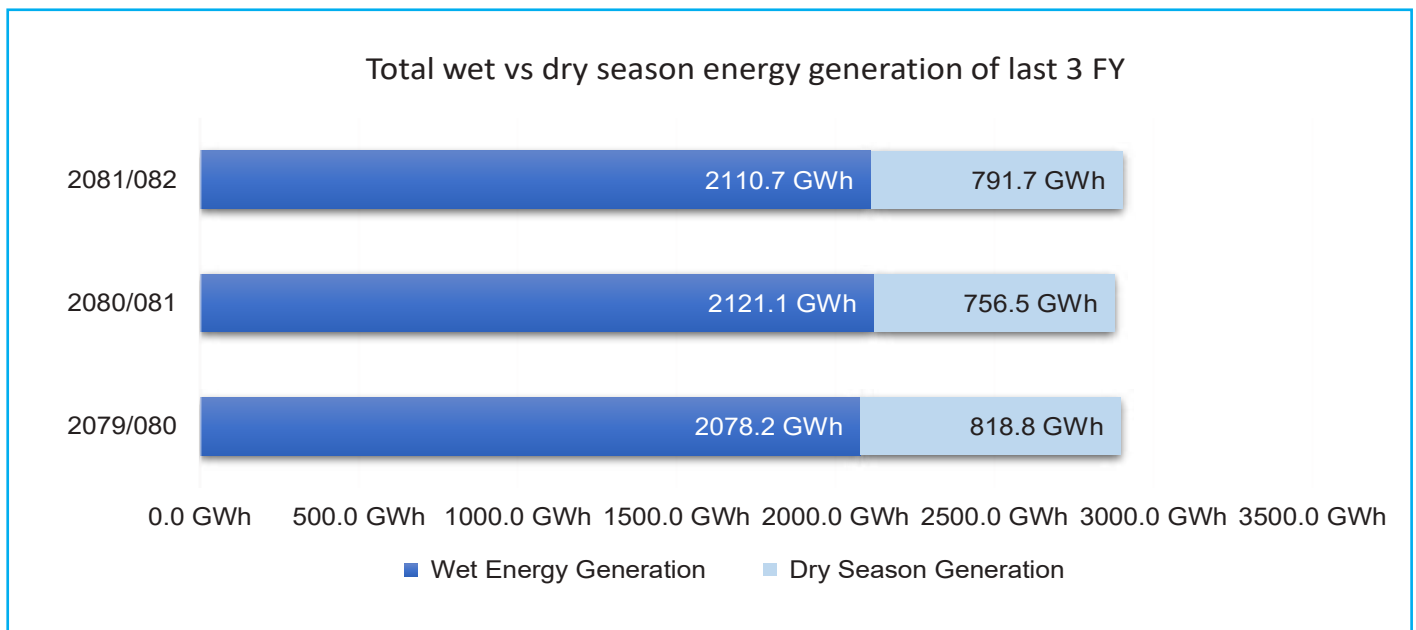
With case of the storage power plant, the maximum and minimum water level of Kulekhani reservoir in FY

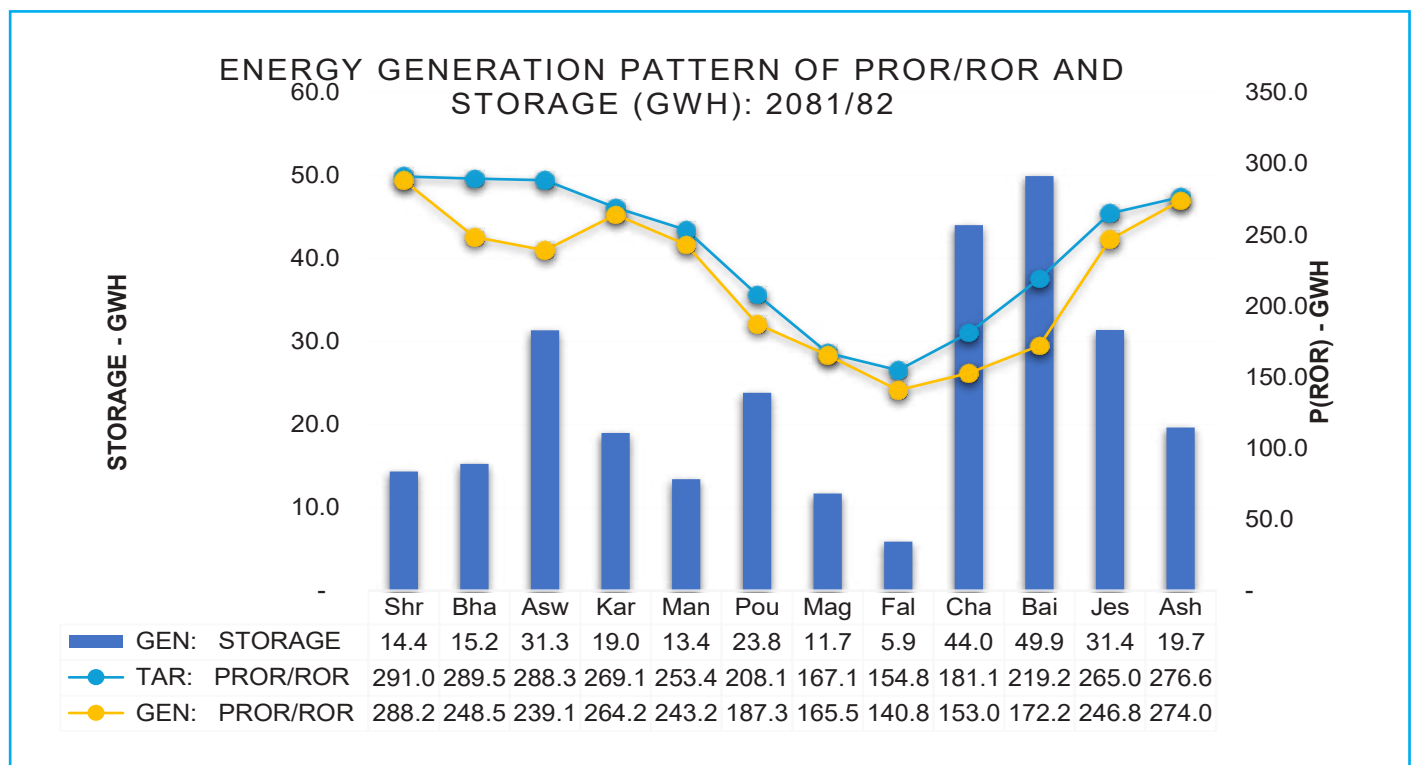
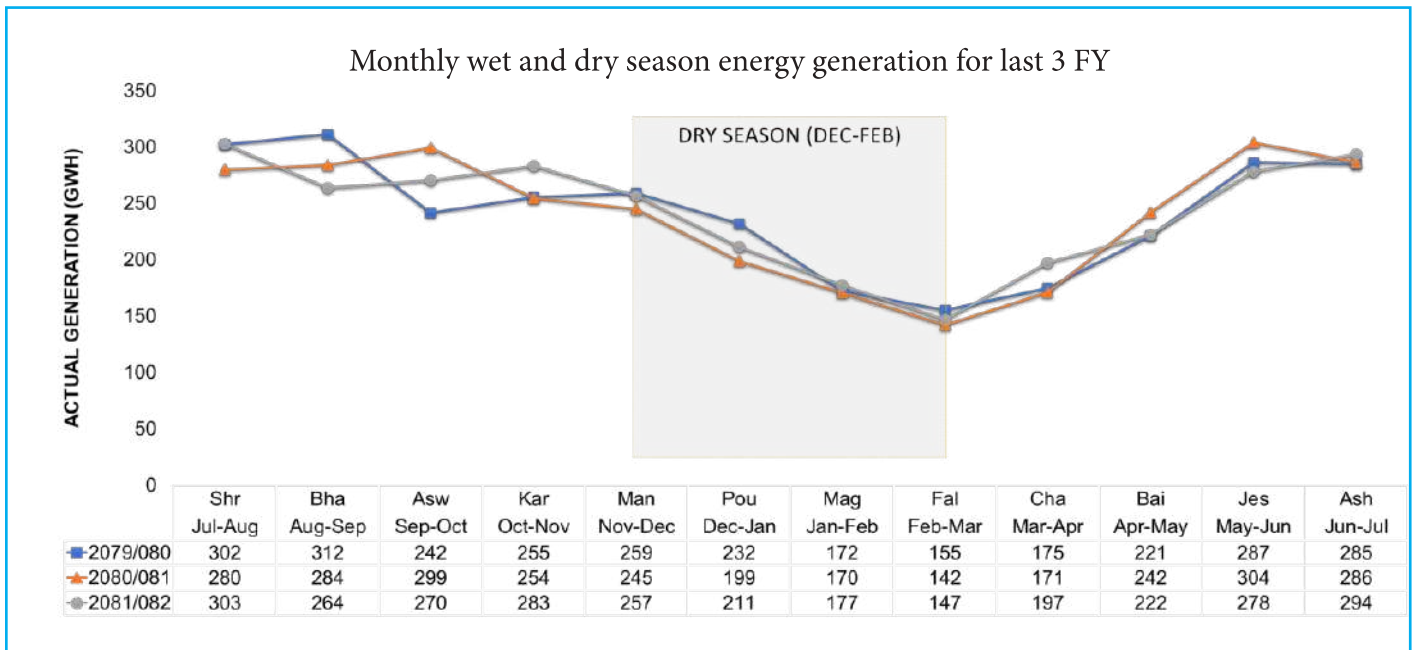



2081/82 was recorded as 1531.5 and 1486.28 MASL. With effective utilization, altogether the combined generation of Kulekhani I, Kulekhani II and Kulekhani III HEPs reached 279.8 GWh in this fiscal year.

GENERATION SUMMARY

The total generation this fiscal year was 2902.4 GWh, with 791.7 GWh produced in the dry season and 2,110.7 GWh in the wet season, up from 2877.6 GWh in FY 2080/81.





To meet the system demand, energy derived from RoR/ PRoR and storage facilities is employed in varying proportions based on seasonal fluctuations. Typically, RoR energy predominates during the monsoon and post-winter seasons. Storage-based energy is utilized to maintain system balance and reserves. Energy generation typically increases from the month of Chaitra until Aswin, after which it begins to decline until Falgun. The utilization of storage plants peaks in the month of Baisakh.

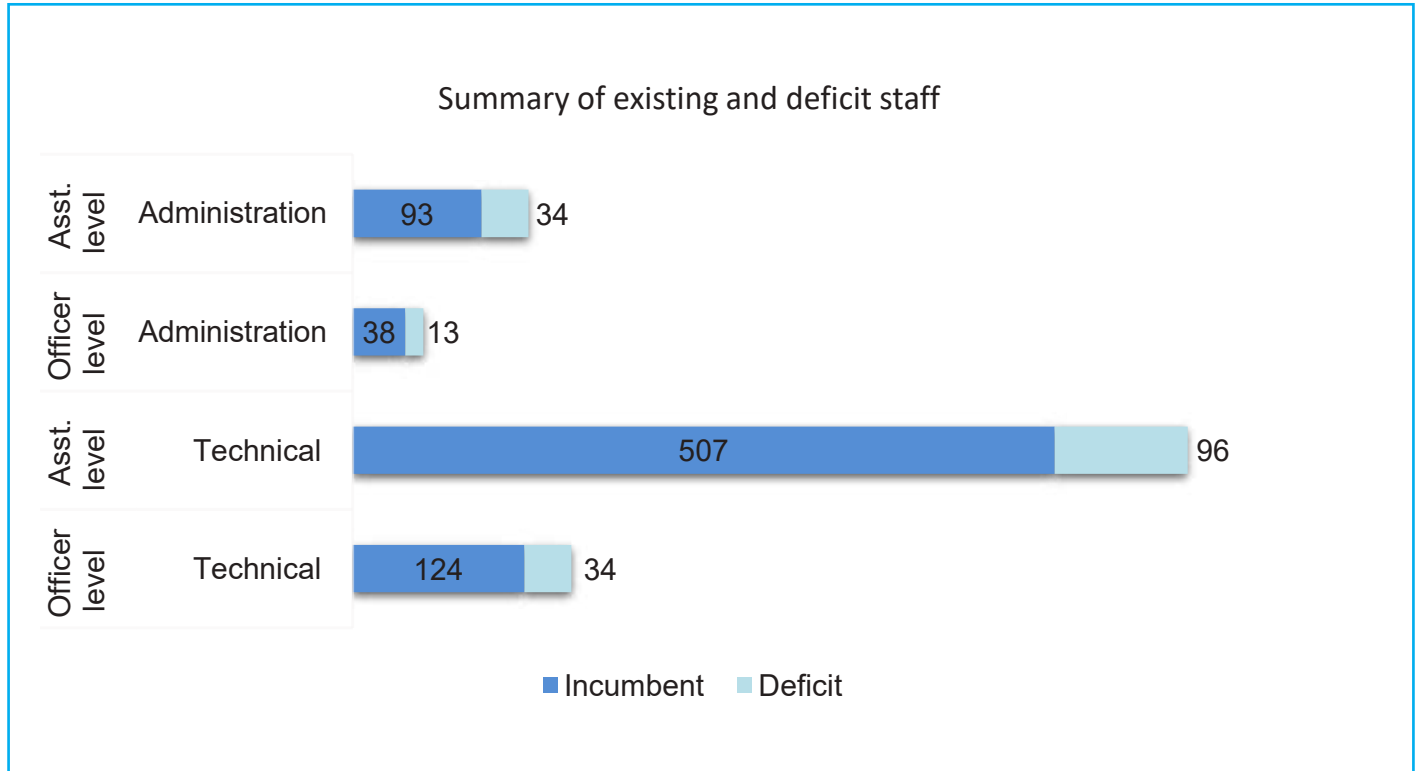
ADMINISTRATION DIVISION

The Administration Division is integral to managing personnel within the Generation Directorate and its offices. In coordination with the central HR department, it ensures staffing aligns with the approved roles and oversees internal transfers with the Deputy Managing Director’s approval. The division maintains accurate employee records and supports strategic workforce placement.



It also conducts national and international training programs to enhance staff skills and provides administrative insights to senior leadership. Beyond HR, the division manages physical assets, land, infrastructure, vehicles, electronic attendance, and procurement, while ensuring efficient communication across all directorate offices. Currently, 762 staff

members — including 631 technical and 131 administrative personnel—are working under the Generation Directorate, excluding under-construction projects. This is against an approved staffing capacity of 939 positions, comprising 761 technical and 178 administrative roles.



Summary of Employee status of on-going Projects of NEA			
Particulars	Approved Positions	Incumbent	Deficit
Electromechanical Workshop Construction Project	9	9	0
Hydropower Plant Automation Project	8	7	1

Note: Now, deficit of assistant staffs is fulfilled by contract of Level (1-3)

FINANCE DIVISION

The Finance Division of the Generation Directorate, NEA, is responsible for managing all financial matters related to the directorate, including hydroelectric projects and power plants. Its key functions include handling income, expenditure, assets, and liabilities, as well as preparing financial reports for both internal use and higher authorities. Operating as an independent budget center, the division also serves as the central coordinating body for several other budget centers under the directorate, ensuring effective financial planning, implementation, and control.

AUDIT

Internal and statutory audits within the Generation Directorate are conducted regularly, focusing on regularity, economy, efficiency, effectiveness, and rationale. These audits ensure that all financial transactions are properly recorded and reliable, while also helping to identify and correct errors, mismatches, or misclassifications -whether intentional or unintentional. The Finance Division addresses audit observations through detailed responses, prepared in coordination with the relevant departments or power stations and supported by necessary documentation. These audits also serve as a valuable feedback mechanism for continuous improvement in financial practices.



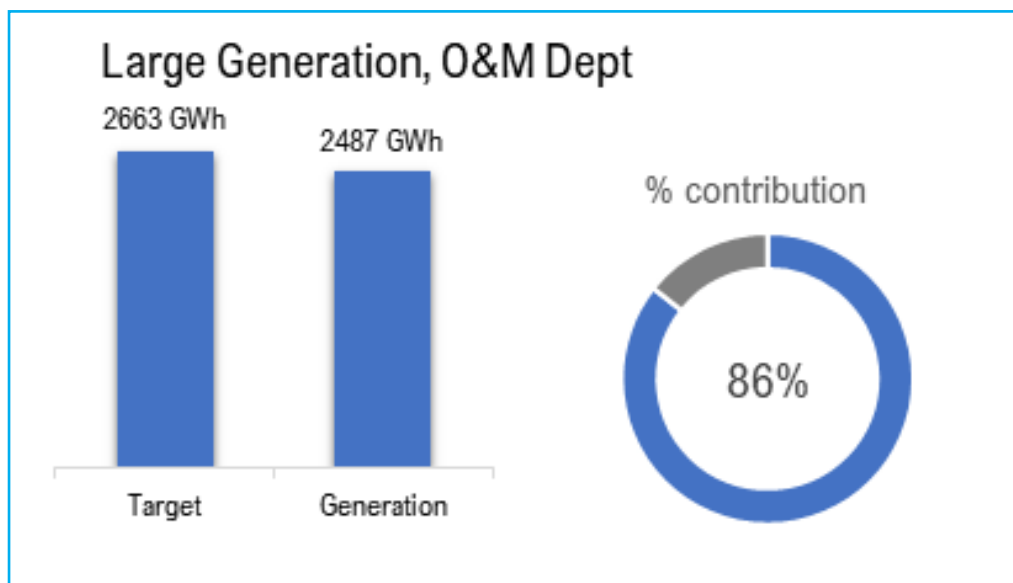
LARGE GENERATION OPERATION AND MAINTENANCE DEPARTMENT

The Large Generation Operation and Maintenance Department is responsible for hydropower plants with an installed capacity of 30 MW and above. It currently oversees seven major plants - four Peaking Run-of-River (Kaligandaki, Middle Marsyangdi, Marsyangdi, Chameliya), two Storage-cum-Cascade (Kulekhani I and II), and one Run-of-River (Upper Trishuli 3A) - with a combined installed capacity of 465 MW.

In FY 2081/82, these plants generated a total of 2,441.6 GWh of electricity, contributing approximately 86% of the directorate's total generation. This achievement represents 89.9% of the annual target of 2,714 GWh

and marks a slight decrease of 0.57% compared to the previous fiscal year.

Power plants with an installed capacity of 30 MW and above fall under this department. As such with 4 Peaking ROR, 2 Storage cum cascade and 1 ROR, this department handles a combined installed capacity of 465 MW. In the FY 2081/82, these hydropower plants generated a total of 2487 GWh, contributing approximately 86% of the total annual generation. This output represents about 92.93% of the accumulated target of 2714 GWh and is 0.57% less compared to the previous fiscal year's generation under this department.



While most plants operate continuously throughout the year, the Kulekhani cascade system (Kulekhani I, II, and III) functions as a seasonal storage scheme. Kulekhani I, in particular, collects water year-round—mainly during the monsoon—and operates primarily to meet dry-season peak demand.

To ensure operational reliability and efficiency, the department conducts scheduled, preventive, corrective, and special maintenance. Routine tasks are

performed without or with minimal shutdowns, while special maintenance—such as unit overhauls, SCADA installation, control system upgrades, and headworks repair—require extended shutdowns. These major works are generally scheduled during the dry season to minimize energy loss and maintain full generating capacity during the wet season.



KALIGANDAKI 'A' HYDROPOWER STATION

Kaligandaki 'A' Hydropower Station, located in Syangja district of Gandaki Province, is NEA's largest operational Hydro Power Plant in Nepal, having a capacity of 144 MW with 3 units, each with a capacity of 48 MW. It is a six-hour peaking run-of-river type power station with an annual design generation of 842 GWh and was commissioned in 2002.


The cumulative generation of the Plant till the end of FY 2081/82 reached 18,120.6 GWh from the first run. The plant generated 863.5 GWh of energy this year which was more by 2.60% compared to the previous year, 2.48% more than annual design and 97.62% of target generation this year.



View of Headworks of Kaligandaki HPS

SALIENT FEATURES

SALIENT FEATURES	
Location	
Province	Gandaki
District	Syangja
Intake site	Kaligandaki Rural Municipality, Syangja
Power house site	Galyang Municipality, Syangja
General	
Name of river	Kaligandaki
Type of scheme	Peaking run-of-river (6 hours daily peaking)
Gross head	130 m
Net head	115 m



Capacity	144 MW
Year of Commissioning	2002 AD
Project cost	USD 354.8 Million
Funding Agency	ADB, JICA
Project Duration	6 Years
Turbine	
Manufacture	Toshiba, Japan
Number & Type	3 & Francis
Rated Output capacity	48 MW each
Rated Flow	47 m ³ /s per unit
Rated Speed	300 RPM
Generator	
Manufacture	Toshiba, Japan
Rated Capacity	56.5 MVA
Rated Voltage	13.8 kV
Rated Power Factor	0.85
Type of Excitation System	Static
Governor	
Type	Digital
Adjustment for Speed Drop	5%
Transformer	
Manufacture	Koncar, Croatia
Rated Capacity	56.5 MVA
Primary Voltage Level	13.8 kV
Secondary Voltage Level	132 kV
Transformer Vector Group	YNd5
Type of Cooling	ONAN
Transmission Line	
Conductor Type	ACSR Duck
No. of Circuit	Single circuit to Pokhara substation and Double circuit to Butwal substation
Length	104.6 km
Transmission Voltage Level	132 kV
Hydrology	
Catchment Area	7618 km ² (Kaligandaki river) and 476 km ² (Andhikhola river)
Mean Annual Discharge	288 m ³ /s
90% dependable flow	48 m ³ /s
Probable maximum flood (PMF)	12,000 m ³ /s
Design Flood Discharge	6400 m ³ /s (1000 Yr.)
Riparian Release	4 m ³ /s

Key activities and achievements this year

Significant maintenance and upgrades were completed this year, including a major overhaul of Unit No. 1 with replacement of the turbine runner, 20 wicket gates, headcover, bushings, and installation of new balancing pipes over approximately 382 hours (7th to 23rd Jestha 2082), enhancing unit reliability.

Extensive dam repairs addressed diversion, under sluice, and flushing gates, sill beams, plates, and rubber seals. Both old and new Traveling and Hoisting Mechanisms (TRCMs) were overhauled. Two GIS bays were added at Kaligandaki Substation for the 132 kV Ridi Transmission Line, and key maintenance was done on the 132 kV SF6 circuit breaker at





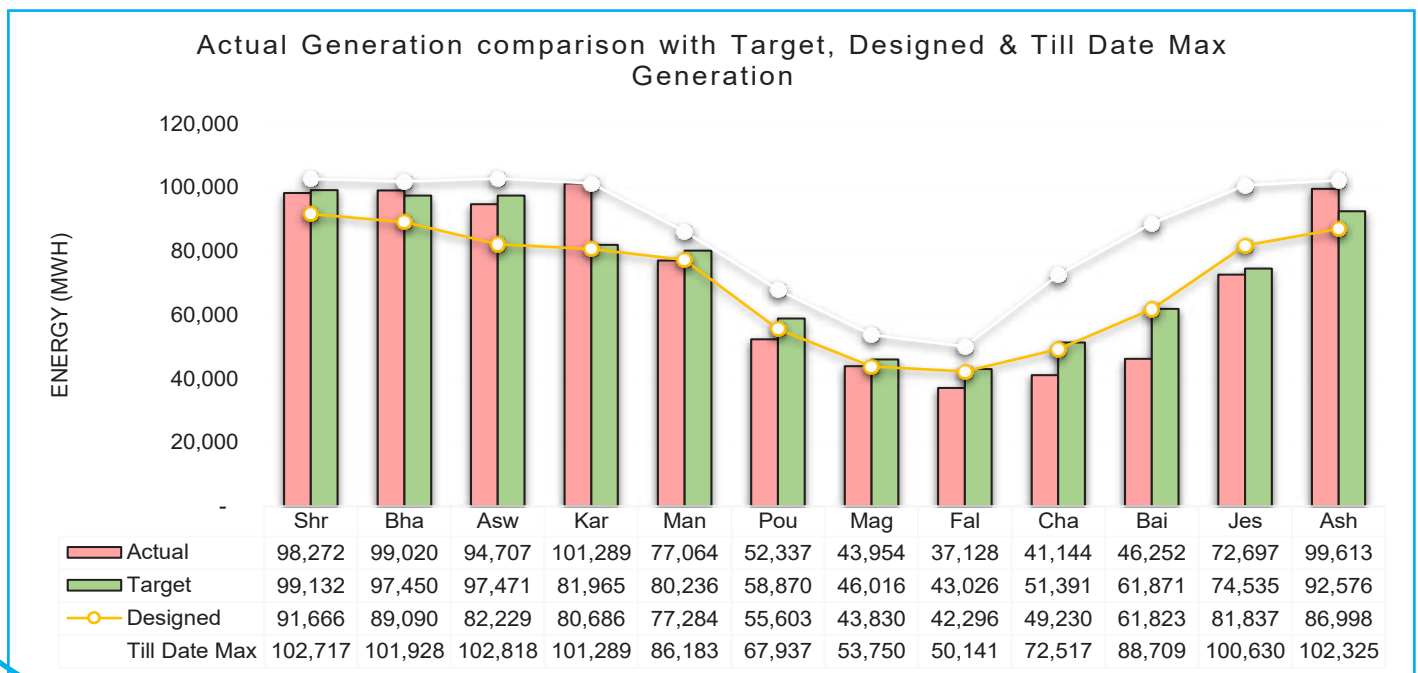
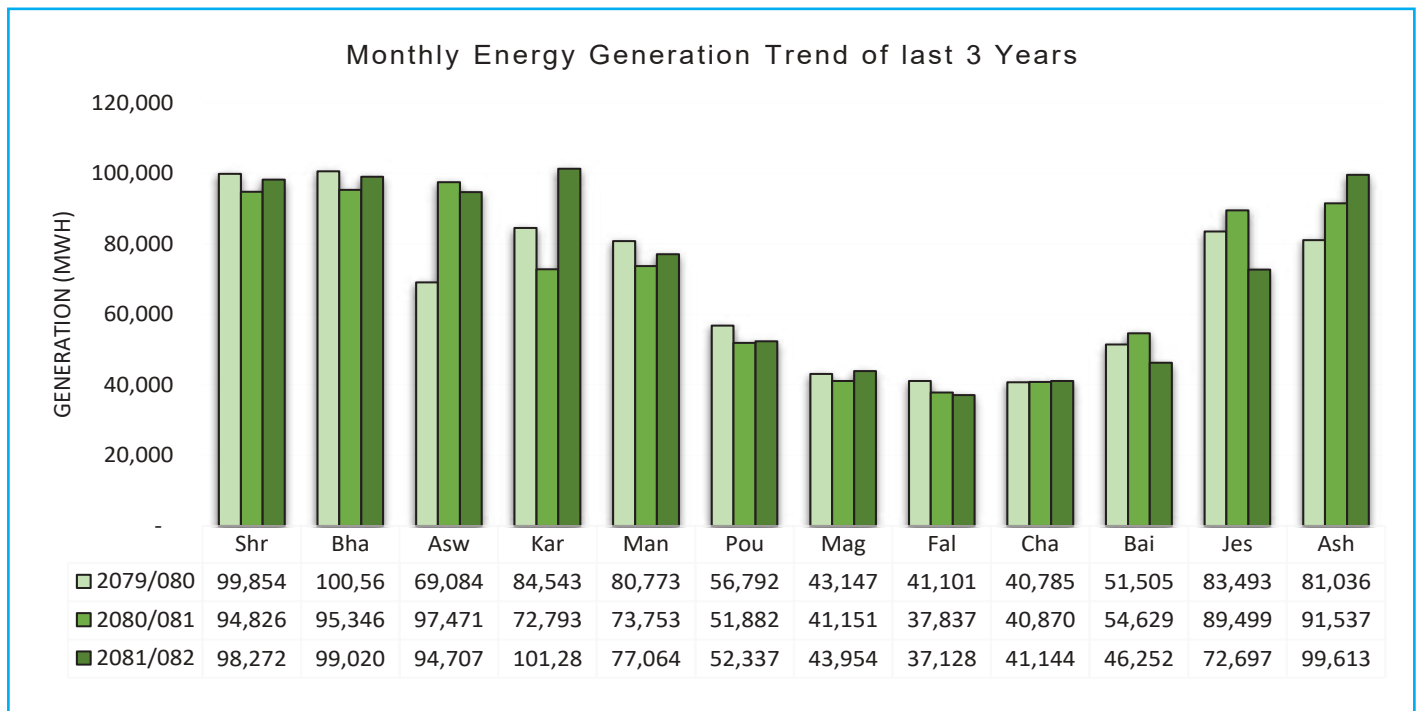
Lekhnath Bay. Three downstream spillway gates were rehabilitated, and Unit No. 2's generator coils and bars were replaced following a major stator earth fault.


During monsoon, Kaligandaki faces challenges from high silt and debris. Weekly flushing and annual maintenance manage heavy sedimentation in the reservoir and desander basin. Sediment clogs air coolers, requiring regular replacement with cleaned spares. Erosion damages components like bottom rings, impellers, and pump bearings, repaired during shutdowns. Flood debris also clogs trash racks,

necessitating continuous operation of Trash Rack Cleaning Machines (TRCMs).


Beyond operations, the station supports environmental conservation through its fish hatchery, releasing about one million native fish annually into the reservoir to mitigate ecological impact.

The figures below illustrate the monthly energy generation trends over the past three years, comparing actual generation against both target and design capacities.





Unit No. 1 Overhauling works



Diversion dam gate repair works



Extension of two GIS bays



Replacement of new coils in Unit no. 2
R-Phase of Generator

MIDDLE MARSYANGDI HYDROPOWER STATION


Middle Marsyangdi Hydropower Station is a 70 MW peaking run-of-river facility located in Lamjung District, Gandaki Province. It utilizes flow from the Marsyangdi River, sourced from Tilicho Lake, and is capable of storing water for up to five hours of peaking operation, even during low-flow conditions. The plant was commissioned in 2008, formally inaugurated on December 14, and commenced commercial operations shortly thereafter.

Designed for an annual generation of 398 GWh, MMHPS has delivered a cumulative output of 7,091.1 GWh as of FY 2081/82. During the current fiscal year, it generated 427.9 GWh—achieving 107.6% of its design target despite being 3% lower than the previous year’s production.



View of Damsite of Middle Marsyangdi HPS

SALIENT FEATURES	
Location	
Province	Gandaki
District	Lamjung
Intake site	Dalal(Chiti), Besisahar Municipality, Lamjung
Power house site	Siundibar, Sundarbazar Municipality, Lamjung
General	
Name of river	Marsyangdi
Type of scheme	Peaking run-of-river (5 hours daily peaking)




Gross head	110 m
Net head	98 m
Capacity	70 MW
Year of Commissioning	Dec. 2008
Project cost	NRs. 27.6 Billion
Contractor	Civil-DDC JV, Electrical-Alstom Power, Mechanical-Voith Siemens
Funding Agency	Government of Germany, Nepal, NEA & KFW
Project Duration	Approx. 8 years
Turbine	
Manufacture	Voith, Germany
Number & Type	2 & Francis Vertical Shaft
Rated Output capacity	37.928 MW
Rated Flow	42.4 m ³ /s per unit
Rated Speed	333.33 rpm
Generator	
Manufacture	ALSTOM
Rated Capacity	39 MVA
Rated Voltage	11 kV
Rated Power Factor	0.85 to 0.90
Type of Excitation System	Static DC
Governor	
Type	Electro-Hydraulic (PID control)
Adjustment for Speed Drop	Linear
Transformer	
Manufacture	ALSTOM
Rated Capacity	42.5 MVA
Primary Voltage Level	11 kV
Secondary Voltage Level	132 kV
Transformer Vector Group	YNd11
Type of Cooling	ONAN
Transmission Line	
Conductor Type/Size	Cardinal/420 mm ²
No. of Circuit	2
Length	74.19 km
Transmission Voltage Level	132 kV
Hydrology	
Catchment Area	2729 km ²
Mean Annual Discharge	99.5 m ³ /s
Design Flood Discharge	4270 m ³ /s

Key activities and achievements this year

Middle Marsyangdi Hydropower Station undertook major works this fiscal year, most notably the overhauling of Unit No. 2. The refurbishment included replacement of the eroded turbine runner, all 24 guide vanes, upper and lower bushings, head cover and bottom ring wearing rings, and associated facing plates. Significant in-house technical efforts were

made in the desander basins, where worn-out moving plates were replaced and eroded components were restored through welding and grinding. Structural integrity and hydraulic efficiency of the dam were enhanced through the repair of spillway radial and under sluice gates. Spillway chute no. 1 was rebuilt to its original design using M60 grade concrete, supplemented with steel lining in the roller bucket






area and abrasion-resistant epoxy coating on ogee surfaces to mitigate future erosion. Modernization efforts included the installation of a digital governor panel for both generating units, a new 110V battery bank system, and a Remote Terminal Unit (RTU) to enhance real-time communication with the Load Dispatch Center (LDC).

The plant faced key challenges during the monsoon, including severe trash rack clogging from floating


debris, causing over 2 m intake head loss and frequent TRCM breakdowns—often requiring manual cleaning. High sediment flow led to rapid erosion of turbine parts and heat exchangers, resulting in leaks and frequent part replacements to prevent generation loss. Additionally, during Unit No. 1's overhaul, the absence of new spare parts required on-site modifications to reuse old, distorted components.



Repairing works of Radial gates



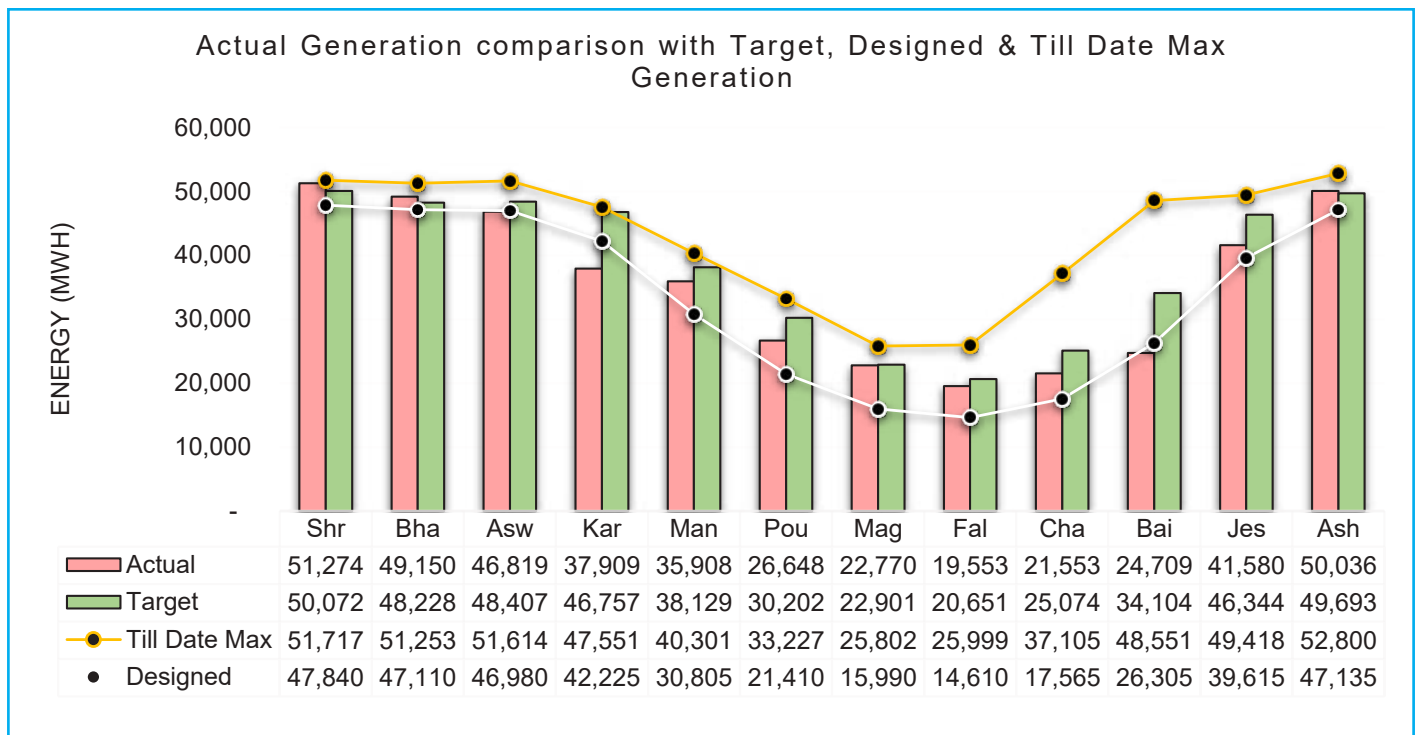
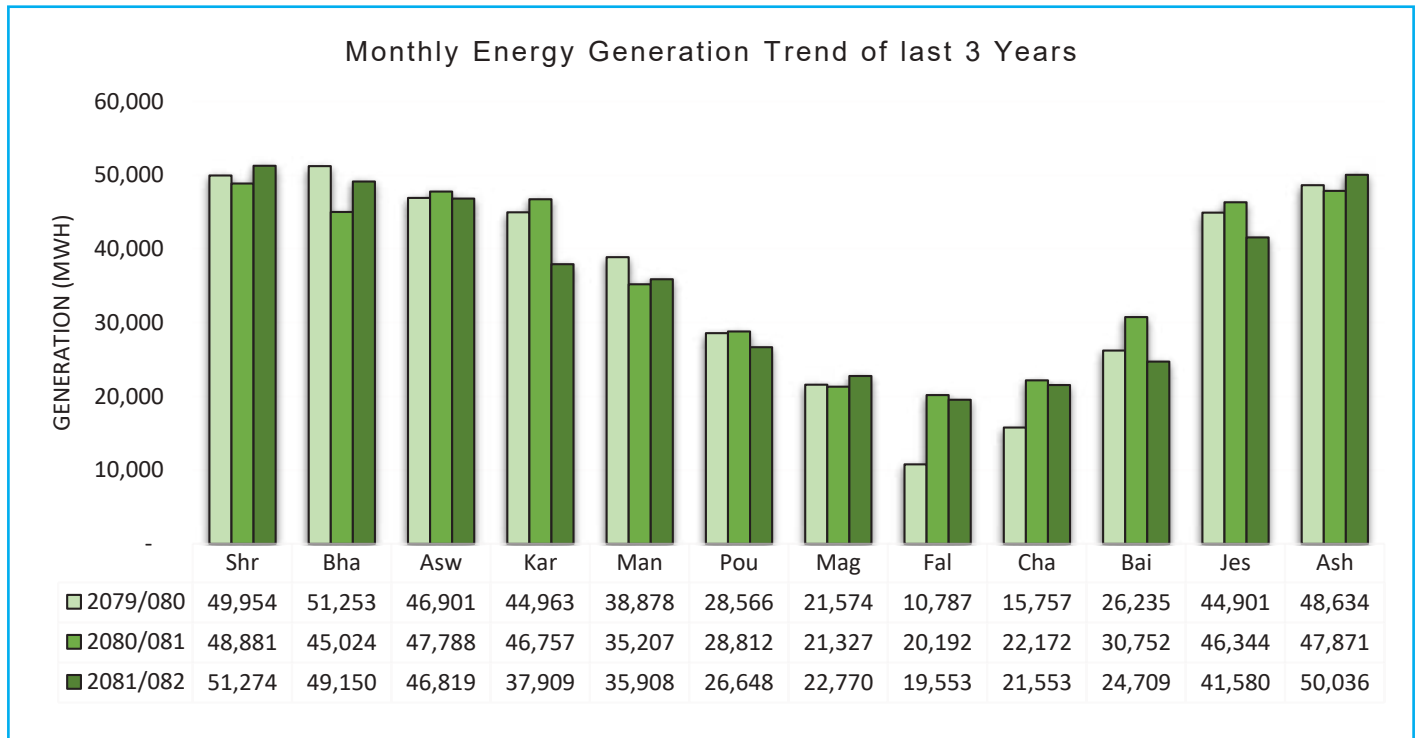
Governor panel installation work



Repairing of Spillway Radial gates#1



The figures below illustrate the monthly energy generation trends over the past three years, comparing actual generation against both target and designed capacities.



MARSYANGDI HYDROPOWER STATION

Marsyangdi Hydropower Station, located in the district of Tanahun in Gandaki Province, is a four-hour daily peaking run-of-river type power station having annual designed generation of 467.45 GWh. The capacity of the plant is 69 MW with 3 units each having capacity of 23 MW.




Switchyard of Marsyangdi HPS

The cumulative generation of the plant till the end of FY 2081/82 reached 15,046.9 GWh from its first run. The plant generated 451.8 GWh of energy this year which is 1.28% more compared to the previous year. This value is 97% of target generation this year and is 97% of designed generation.

SALIENT FEATURES

Location	Anboo Khaireni, Tanahun
Province	Gandaki
District	Tanahun
Intake site	Marki Chowk, Anboo Khaireni Rural Municipality
Power house site	Anboo Khaireni
General	
Name of river	Marsyangdi
Type of scheme	Peaking run-of-river (4 hours daily peaking)




Gross head	95 m
Net head	90.5 m
Capacity	69 MW
Year of Commissioning	1989
Project cost	USD 221.57 Million
Contractor	Voith Siemens
Funding Agency	IDA, KFW, KFED, SFD, ADB & Nepal Government
Project Duration	3 years
Turbine	
Manufacture	Voith
Number & Type	3, Vertical Shaft Francis
Rated Output capacity	26 MW
Rated Flow	30.5 m ³ /s
Rated Speed	300 rpm
Generator	
Manufacture	Siemens
Rated Capacity	3x30 MVA
Rated Voltage	11 kV
Rated Power Factor	0.85
Type of Excitation System	Static Excitation System
Governor	
Type	Digital Governor
Transformer	
Manufacture	Trafo Union
Rated Capacity	10MVA, 11/132 kV, 9 (+1 spare), Single Phase
Primary Voltage Level	11 kV
Secondary Voltage Level	132 kV
Transformer Vector Group	li0
Type of Cooling	ONAN
Transmission Line	
Conductor Type/Size	Bharatpur & Suichatar = DUCK, New Marsyangdi -1 & New Marsyangdi-2 = Cardinal
No. of Circuit	4
Length	Suichatar = 84 km, Bharatpur = 25 km, New Marsyangdi-1 = 7 km & New Marsyangdi-2 = 7 km
Transmission Voltage Level	132 kV
Hydrology	
Catchment Area	3850 km ²
Mean Annual Discharge	210 m ³ /s
Riparian Release	10% of Design Discharge
Design Flood Discharge	9100 m ³ /s

Key activities and achievements this year

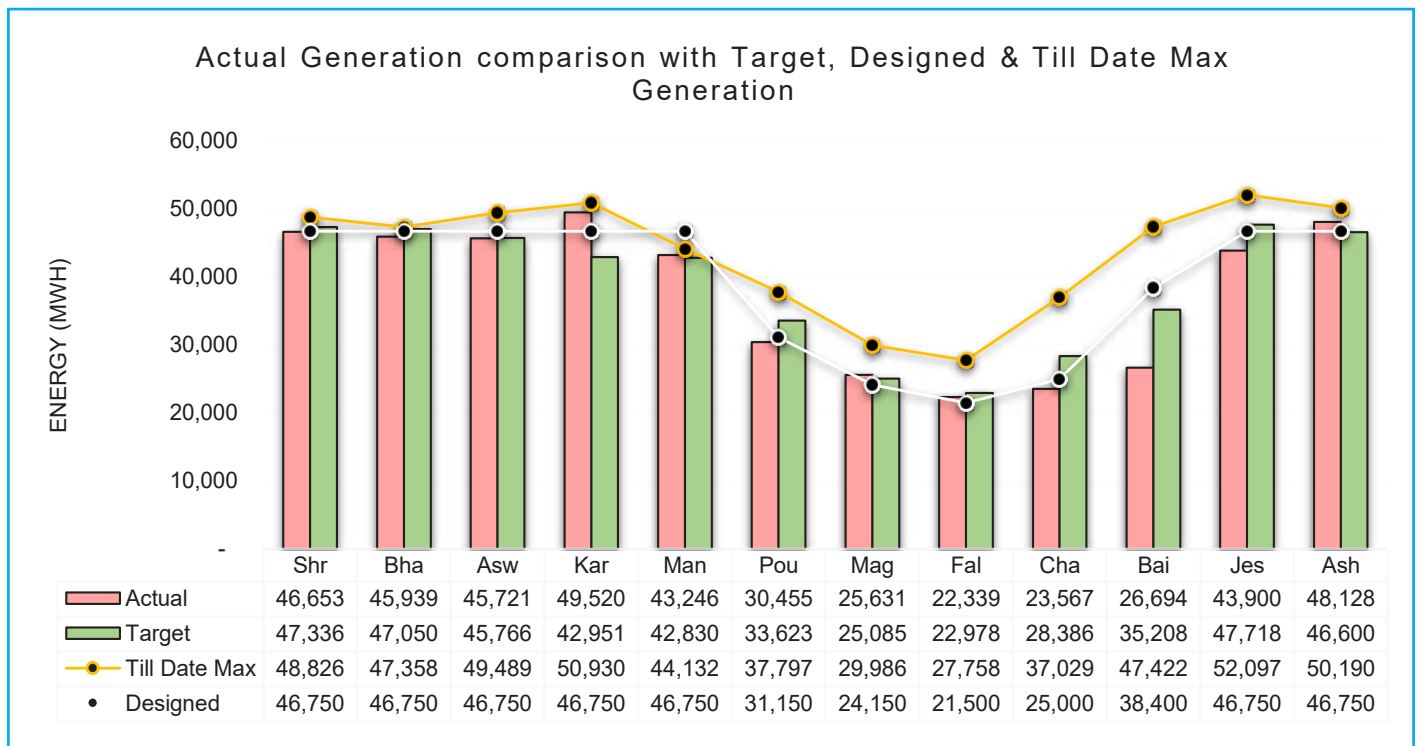
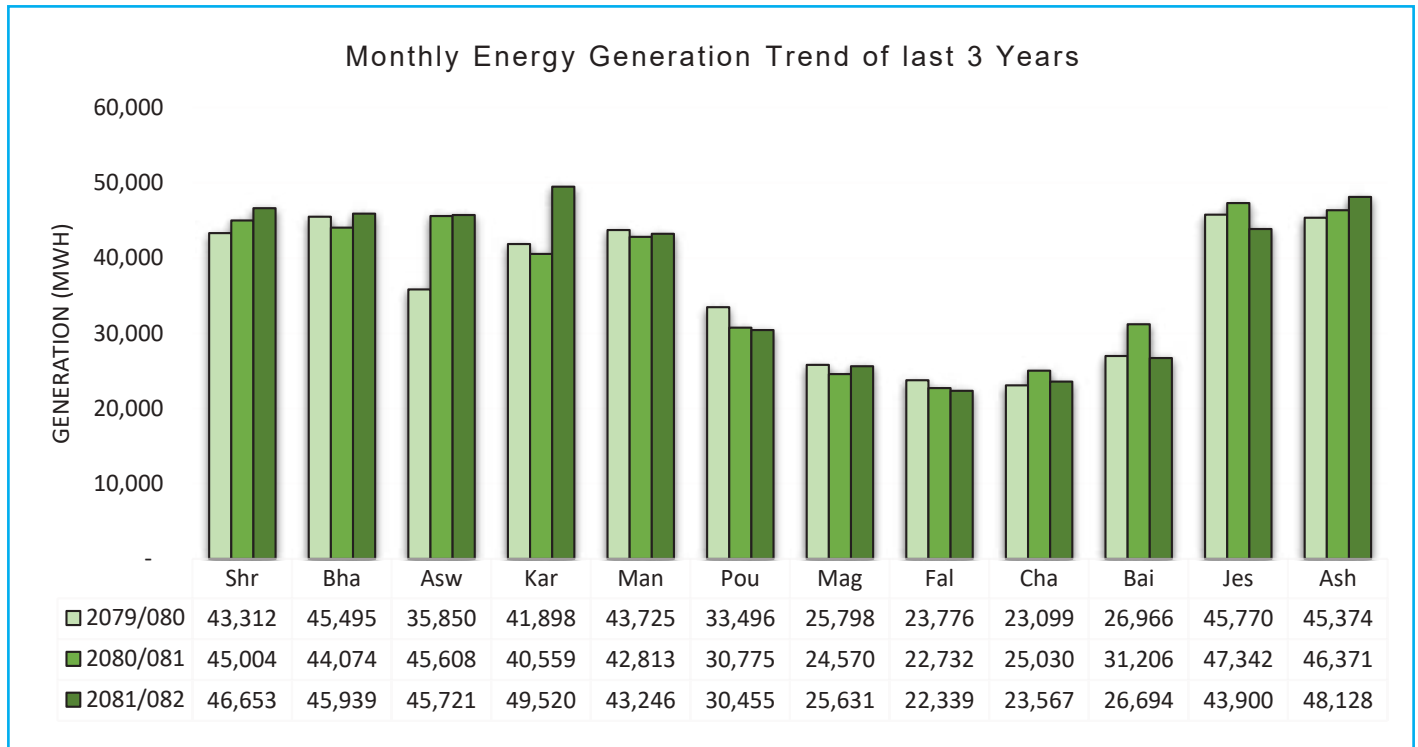
Marsyangdi Hydropower Station completed the rapid overhaul of Unit No. 2 and maintained key infrastructure, including radial gates, desander basin floating boom, and gantry crane wire rope. Repairs



included the hook block, shaft seal, and sliding ring of Unit No. 3. Sediment flushing and routine cleaning were conducted regularly. The bypass control card of a 15 kVA inverter was replaced






The figures below illustrate the monthly energy generation trends over the past three years, comparing actual generation against both target and designed capacities.






Overhauling of Unit No.2



Cleaning of Upper Guide Bearing Coolers



Maintenance of diversion radial gate no.2



Clamping of Floating Boom Steel Rope



Cleaning of transformer bushing during overhauling

UPPER TRISHULI 3A HYDROPOWER STATION

Upper Trishuli 3A Hydropower Station is a 60 MW RoR facility located in the Rasuwa and Nuwakot districts of Bagmati Province, Nepal. Equipped with two vertical Francis turbines of 30 MW each, it is the second-largest hydropower station under NEA in terms of annual design energy output, with a designed generation capacity of 489.76 GWh.


As of the end of FY 2081/82, the plant has achieved a cumulative generation of 2,391.5 GWh since commissioning. In the current fiscal year, it generated 356 GWh—17% lower than the previous year’s output. This represents 78% of the annual target and 73% of the plant’s designed generation capacity.



Control Room of Upper Trishuli 3 'A'

SALIENT FEATURES

Location	
Province	Bagmati
District	Rasuwa
Intake site	Salletar, Rasuwa
Power house site	Simle, Rasuwa
General	
Name of river	Trishuli
Type of scheme	ROR
Gross head	143.57 m
Net head	133.41 m



Capacity	60 MW
Year of commissioning	2019
Project Cost	USD 81.6 Million (foreign portion) + NRs. 606.4 Million (local portion)
Contractor	China Gezhouba Group Company (CGGC) for Power plant China Water Electric (CWE) for Transmission Line
Funding Agency	China EXIM Bank
Project Duration	5 Years
Turbine	
Manufacture	DEC Dongfeng Electric Machinery Co. Ltd
Type	Francis
Number	2
Rated Output Capacity	31.2 MW
Rated Flow	25.7 m ³ /sec
Rated Speed	428.6 rpm
Generator	
Manufacture	DEC Dongfeng Electric Machinery Co. Ltd
Rated Capacity	3529 kVA
Rated Voltage	11 kV
Rated Power Factor	0.85
Type of Excitation System	Self- Excited
Governor	
Type	Oil operated/ Frequency Regulated/Remote operated Type
Adjustment for speed drop	System frequency regulated adjustment mechanism Monitored and maintained by SCADA
Transformer	
Manufacture	Shandong Dachi Corp.
Rated Capacity	36 MVA
Primary Voltage Level	11 kV
Secondary Voltage Level	132 kV
Transformer Vector Group	DyN0
Type of cooling	Natural air intake fan cooling
Transmission Line	
Conductor Type/Size	Two Different Types: Powerhouse Switchyard to 3B Hub: Single Bison 132 KV 3B Hub to Matatirtha: Double Bison 220 kV
No. of Circuit	Double
Length	45 km
Transmission Voltage Level	132 kV
Hydrology	
Catchment Area	4542 sq. km
Mean Annual Discharge	48.2 m ³ /sec
Design Discharge	51 m ³ /sec based on 70% exceedance flow
Riparian Release	10%
Design Flood Discharge	2424 m ³ /sec based on 1:1000 year flood

Key activities and achievements this year

For the first time, NEA's in-house team successfully overhauled Units 1 and 2, including repairs to the draft tube outlet gate and eroded main inlet valves. Significant maintenance was carried out on radial

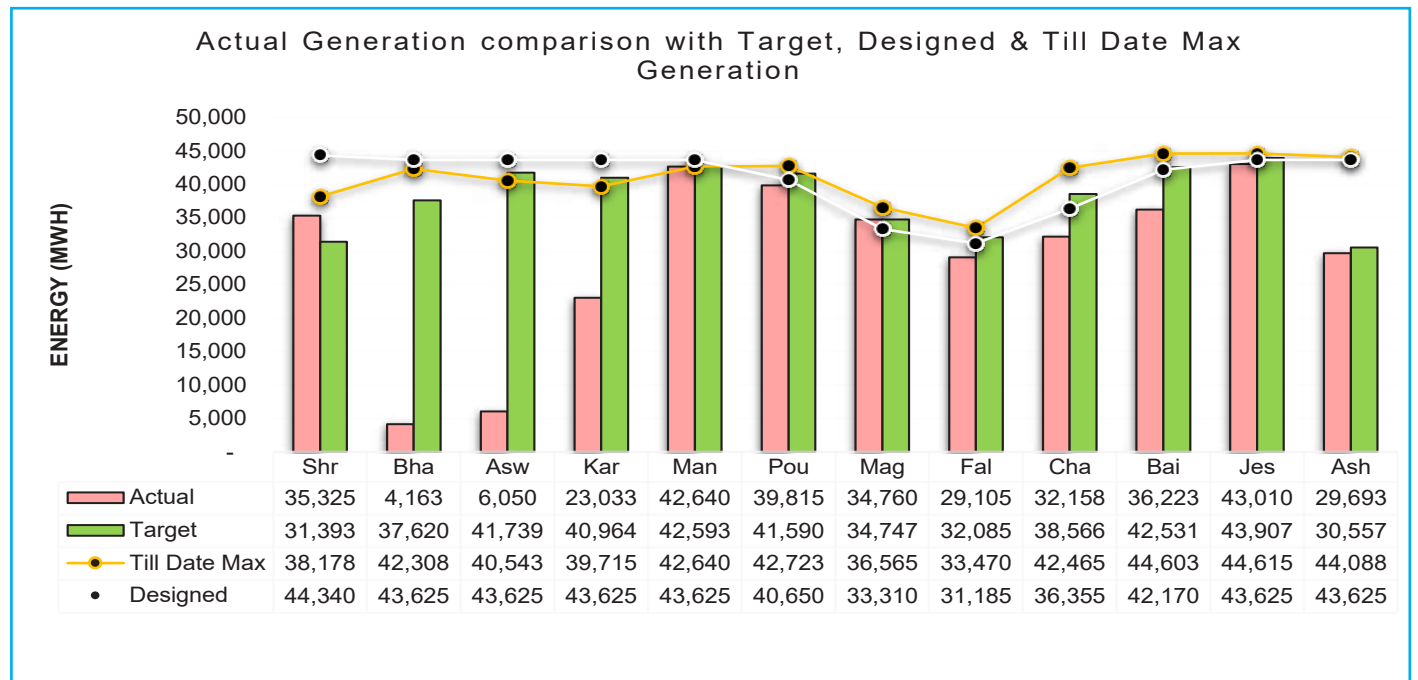
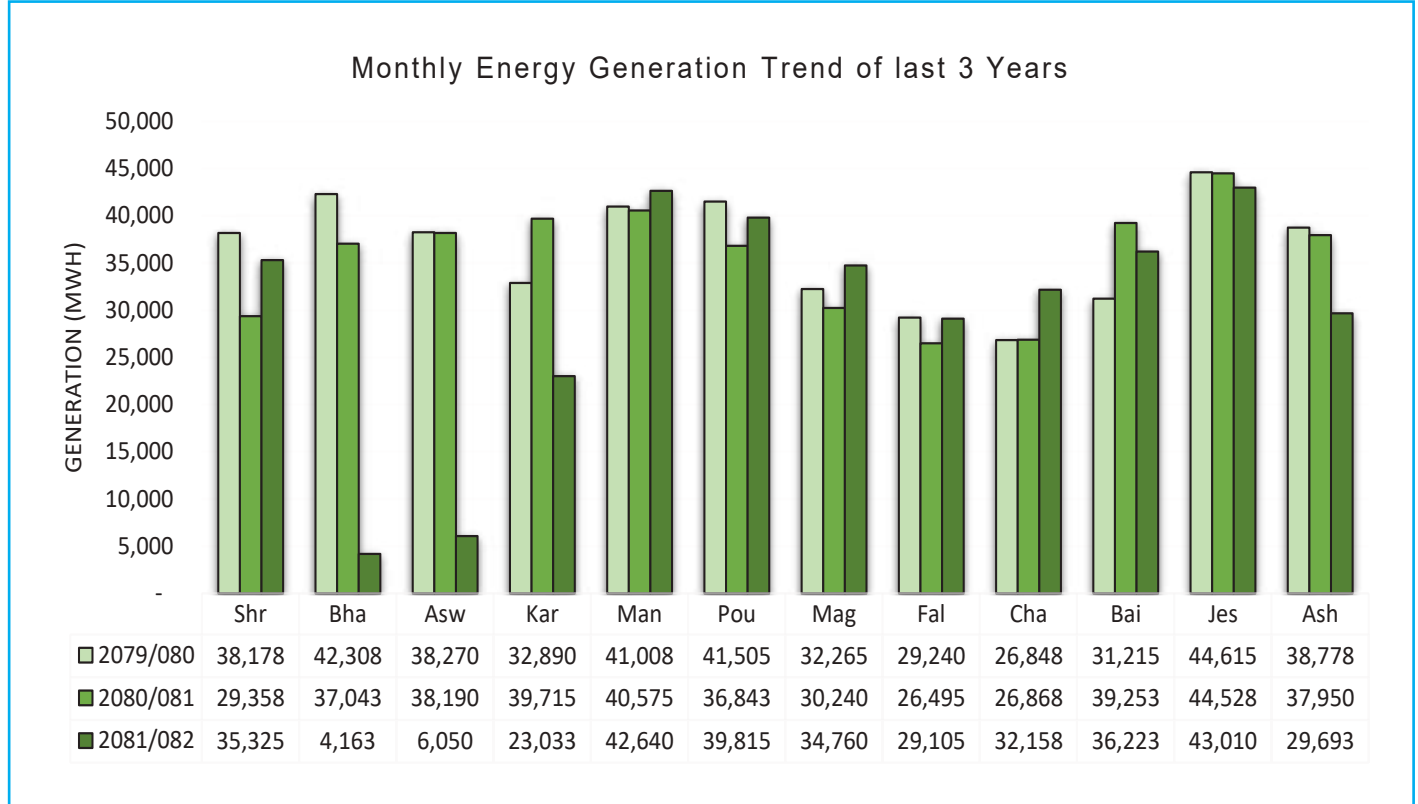
gates, including replacement of bottom seals, skin plates, seal beams, and damaged rail bars downstream of Gates 1 and 2. Bearing oil coolers were replaced, and the broken shaft of the screw hoist for Desander Flushing Gate 3 was repaired. SCADA systems and communication networks between the dam and




powerhouse were re-established, with various sensors and PLCs upgraded to enhance automation and control. Extensive civil repairs were performed pre-monsoon,

involving reinforced concrete work downstream of radial gates and gabion spur construction upstream of the tailrace.

The figures below illustrate the monthly energy generation trends over the past three years, comparing actual generation against both target and designed capacities.





On the morning of 2081/03/24 at approximately 4:30 AM, a sudden flood event caused by intense rainfall in the upper catchment area led to the uncontrolled inflow of water and debris into the dam premises. Due to the absence of early warning, several key structures were affected, including the deck and control room. Fortunately, no human casualties were reported.

Initial assessments revealed damage to Diversion Radial Gate-1, with about 1.5 meters of the lower gate skin plate detached and its control panel and hydraulic unit submerged. Gates 2, 3, and 4, though structurally intact, are currently inoperative due to damaged hydraulic systems. Specifically, Gate-2's pressure unit was submerged, and Gate-3's hydraulic

cylinder was broken. The stoplog gantry crane and lifting mechanism were also damaged, affecting gate isolation operations.

Civil structures such as the control building, upstream and downstream piers, staff quarters, and operating platforms were impacted by debris and silt deposition. Additionally, gate operating panels, motors, and sensors were submerged and are presently non-functional.

This incident highlights the need for strengthened flood monitoring, early warning systems, and timely maintenance to ensure resilience against future extreme events.



Disassembled view of unit no.1



Lifting of generator bracket during overhauling



Rotor of unit 1

KULEKHANI-I HYDROPOWER STATION

Kulekhani-I Hydropower Station, located in Dhorsing of Makwanpur District, holds the distinction of being Nepal's only reservoir-type hydropower facility. Situated in the lower Mahabharat Range in central Nepal, the station lies approximately 30 kilometers southwest of Kathmandu, while the Kulekhani Dam itself is located about 21 kilometers from the capital.

Strategically positioned, the Kulekhani reservoir spans two distinct river basins: the Kulekhani River basin and the upper Rapti River basin to its south. With an installed capacity of 60 MW, comprising two generating units of 30 MW each, Kulekhani-I was originally designed as a peaking power station. However, it is frequently operated according to system requirements, playing a vital role in voltage regulation and grid stability.


The power station is engineered to produce 165 GWh of primary energy and 46 GWh of secondary energy annually. Since its commissioning, the cumulative generation of the plant reached 5,785.9 GWh by the end of the fiscal year 2081/82. In that same year, the plant generated 170.56 GWh of energy—an impressive 64.5% increase compared to the previous year.

Hydrological data for FY 2081/82 recorded the reservoir's maximum water level at 1,531.5 meters above sea level (on 2081/06/12), while the minimum level was documented at 1,486.28 meters above sea level (on 2082/02/30).

Kulekhani-I remains a cornerstone of Nepal's power infrastructure, contributing not only to energy generation but also to the stability and reliability of the national grid.



Unit bay of Kulekhani I HPS



SALIENT FEATURES	
Location	
Province	Bagmati
District	Makawanpur
Intake site	Kulekhani
Power house site	Dhorsing
General	
Name of river	Kulekhani, Simkhola, Chakhel
Type of scheme	Seasonal Storage
Gross head	614 m to 560m
Net head	550 m
Capacity	60 MW
Year of Commissioning	1982 AD
Project cost	USD 117.8 Million
Contractor	Fuji Electrical Japan
Funding Agency	World Bank, Kuwait Fund, OPEC fund, OECF of Japan
Project Duration	1977 AD to 1982 AD
Turbine	
Manufacture	Fuji Electric Co. Ltd., Japan
Number & Type	Two, Vertical Shaft Pelton
Rated Output capacity	31 MW each
Rated Flow	12.1 m ³ /s
Rated Speed	600 rpm
Generator	
Manufacture	BHEL, India
Rated Capacity	35 MVA
Rated Voltage	11 kV
Rated Power Factor	0.85 lag
Type of Excitation System	Brushless Exciter
Governor	
Type	Digital Governor
Transformer	
Manufacture	Fuji Electric Co. Ltd., Japan
Rated Capacity	35 MVA
Primary Voltage Level	11 kV
Secondary Voltage Level	66 kV
Transformer Vector Group	
Type of Cooling	Oil- immersed Oil circulation with water cooler
Transmission Line	
Conductor Type/Size	Wolf/ 150 mm ²
No. of Circuit	Double Circuit
Length	2.7 km
Transmission Voltage Level	66 kV
Hydrology	
Catchment Basin Area	126 km ²
Reservoir Area	2.2 sq km at highest water level 1530 from MASL
Gross Storage Capacity	85.3 million cum (initial) / 62.30 million cum (estimated 2002 AD)
Effective Storage Capacity	73.3 million cum (initial) / 55.56 million cum (estimated 2002 AD)
Design Flood Inflow	1380 m ³ /s
Design Flood Outflow	1270 m ³ /s
Dam	Zoned Rock Fill Dam with Inclined Core, 114 m high, 406 m crest length

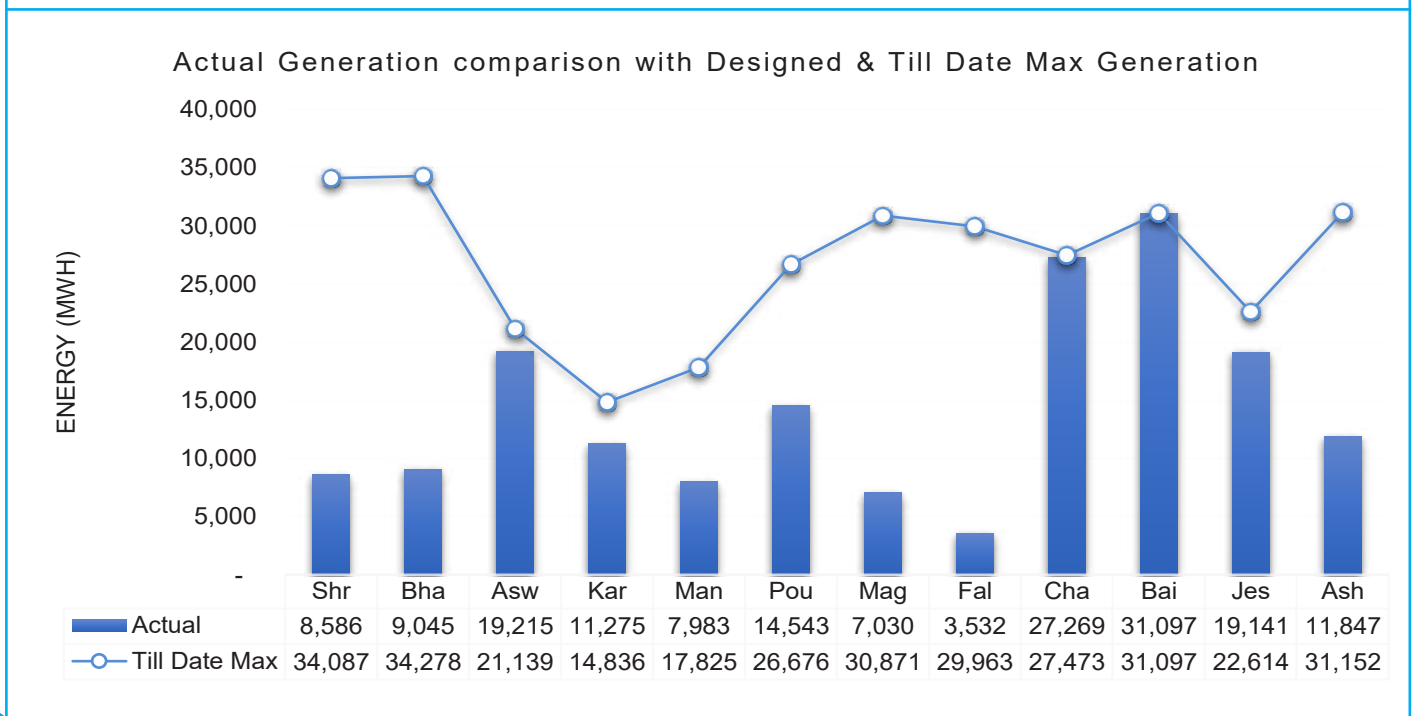
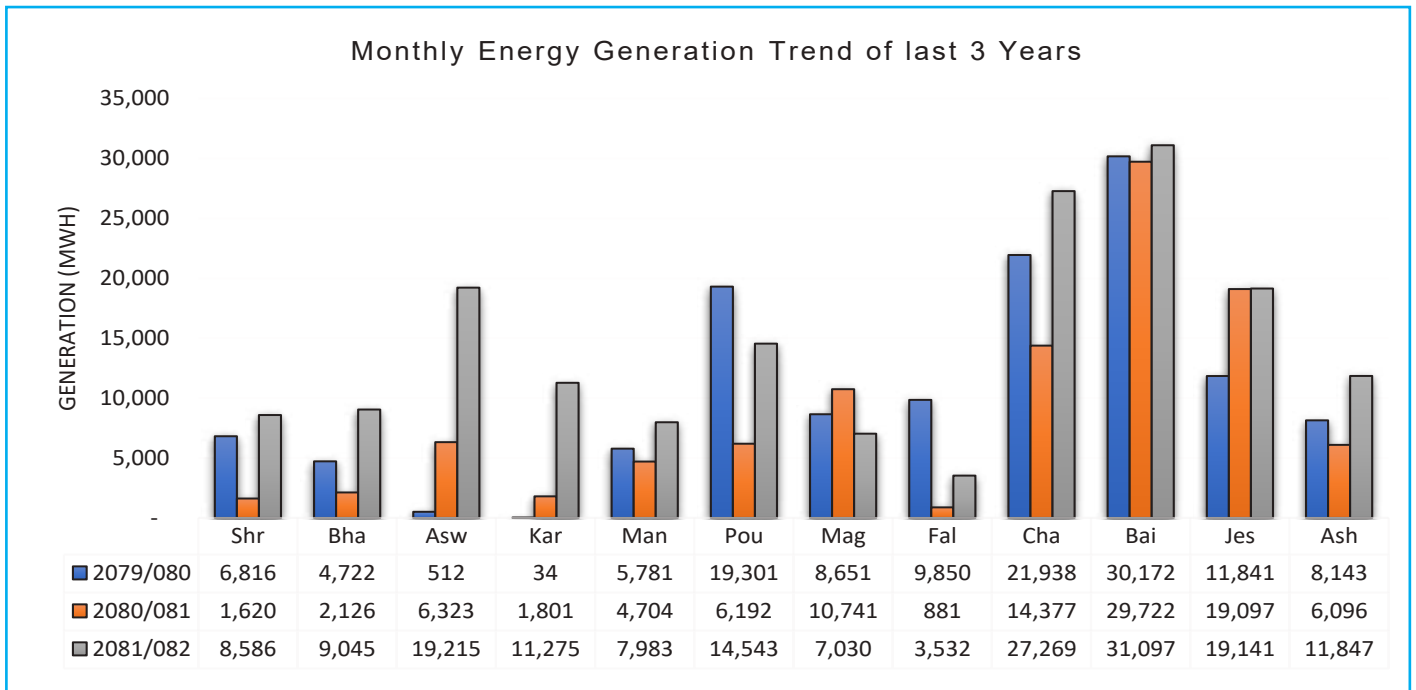



Key Activities And Achievements This Year

Maintenance included drainage and pavement improvements near the valve house, sediment removal, and check dam construction at Simkhola intake, along with compound renovations at Markhu Guest House. Emergency debris clearance was performed at Chakhel intake after flooding, and a retaining wall was built at Bhisimkhel Khola. Electrical upgrades involved installing a 66 kV CVT at Syuchatar, an 11 kV VCB for the Mandu feeder, testing and oil filtration of a 35 MVA transformer, and replacing a 5

MVA transformer with a 22.5 MVA unit. Mechanical work covered replacing the external oil cooler in Unit 1, adding generator air coolers in Unit 2, overhauling pumps and compressors, repairing intake gates, and repainting the penstock from blocks 7 to 9.

The figures below illustrate the monthly energy generation trends over the past three years, comparing actual generation against both target and designed capacities.





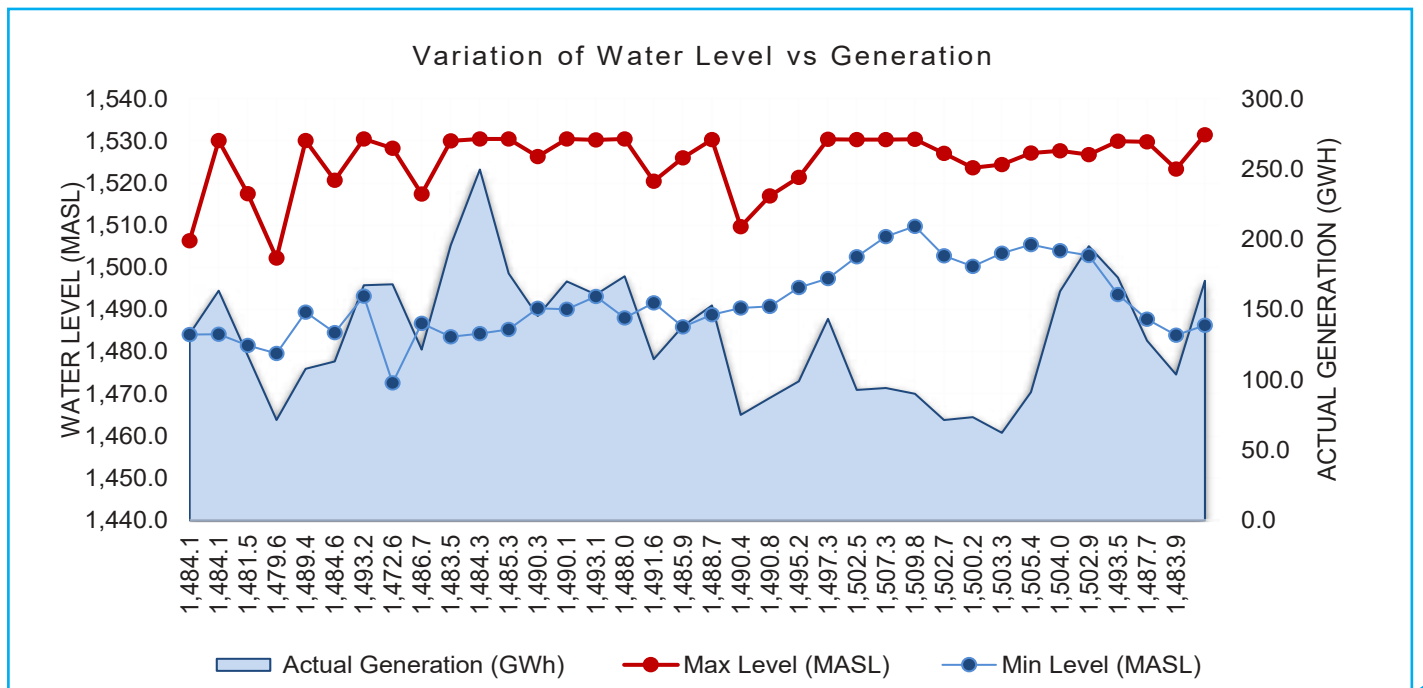
Variation of water level and generation (FY 081/82)


Month	Energy (MWh)	Maximum Water Level (MASL)	Minimum Water Level (MASL)
Shrawan	8,586.00	1,515.70	1,502.56
Bhadra	9,045.00	1,524.74	1,515.99
Aswin	19,215.00	1,531.05	1,524.67
Kartik	11,275.00	1,529.82	1,529.31
Mangsir	7,983.00	1,529.87	1,529.35
Poush	14,543.00	1,529.20	1,525.97
Magh	7,030.00	1,526.00	1,524.23
Falgun	3,532.00	1,525.01	1,524.57
Chaitra	27,269.00	1,524.90	1,514.64
Baisakh	31,097.00	1,514.64	1,498.95
Jestha	19,141.00	1,498.07	1,486.28
Ashad	11,847.00	1,493.46	1,486.61

S.No.	FY	Max Level (MASL)	Min Level (MASL)	Actual Generation (GWh)
11	056/57	1,530.5	1,484.3	249.7
12	057/58	1,530.5	1,485.3	175.8
13	058/59	1,526.3	1,490.3	145.4
14	059/60	1,530.5	1,490.1	170.0
15	060/61	1,530.3	1,493.1	160.6
16	061/62	1,530.5	1,488.0	173.8
17	062/63	1,520.4	1,491.6	114.7
18	063/64	1,526.0	1,485.9	138.0
19	064/65	1,530.4	1,488.7	153.0
20	065/66	1,509.6	1,490.4	75.1
21	066/67	1,517.0	1,490.8	87.0
22	067/68	1,521.3	1,495.2	98.9
23	068/69	1,530.4	1,497.3	143.3
24	069/70	1,530.3	1,502.5	92.8
25	070/71	1,530.4	1,507.3	94.1
26	071/72	1,530.4	1,509.8	90.1
27	072/73	1,527.1	1,502.7	71.4
28	073/74	1,523.7	1,500.2	73.4
29	074/75	1,524.4	1,503.3	62.1
30	075/76	1,527.2	1,505.4	91.2
31	076/77	1,527.7	1,504.0	163.0
32	077/78	1,526.7	1,502.9	195.2
33	078/79	1,530.0	1,493.5	172.8
34	079/80	1,529.8	1,487.7	127.8
35	080/81	1,523.3	1,483.9	103.7
36	081/82	1,531.0	1,486.3	170.6

Historical water level and actual generation

S.No.	FY	Max Level (MASL)	Min Level (MASL)	Actual Generation (GWh)
1	046/47	1,506.3	1,484.1	132.6
2	047/48	1,530.1	1,484.1	163.4
3	048/49	1,517.5	1,481.5	117.1
4	049/50	1,502.2	1,479.6	71.3
5	050/51	1,530.1	1,489.4	107.8
6	051/52	1,520.7	1,484.6	113.0
7	052/53	1,530.5	1,493.2	167.2
8	053/54	1,528.3	1,472.6	168.0
9	054/55	1,517.4	1,486.7	121.6
10	055/56	1,530.1	1,483.5	195.7





The graph illustrates the relationship between water levels and energy generation over time. While the maximum water level remains relatively stable around 1,530 MASL, the minimum level shows notable variation, influencing actual generation. Energy generation (GWh) generally increases when the minimum water level rises, suggesting that available head or inflow directly impacts output. Peaks in generation align with periods of higher minimum levels, while dips correspond to lower minimum levels. This indicates that generation is more sensitive to reservoir drawdown than to maximum capacity, emphasizing the importance of maintaining adequate minimum levels for optimal performance.

The Kulekhani Reservoir is equipped with a flood discharge system comprising a 65-meter-long uncontrolled overflow spillway and two radial gates installed on a controlled crest. These radial gates are designed to operate at a reservoir water level of Elevation 1530 meters above sea level (masl) and are typically kept closed to maximize water storage. However, during Fiscal Year 2081/82, on 12th Ashoj 2081, intense rainfall led to a rapid rise in the reservoir level, surpassing the capacity of the uncontrolled spillway. In accordance with the reservoir's operational manual, both radial gates were opened when the water level reached EL. 1530.20 masl to regulate and stabilize the reservoir level.



11 kV VCB relay changing work



Chakhel Intake Debris Clearance and Gate Opening Work



22.5 MVA Transformer TAP changer testing



View of turbine shaft and link rods



View of MIV and Oil reservoir tank



View of Control Room

KULEKHANI-II HYDROPOWER STATION

Kulekhani-II Hydropower Station, a 32 MW plant commissioned in 1986, is a cascade of Kulekhani-I HPS with an annual design of capacity of 104.6 GWh. The plant is designed to develop power utilizing the water from the tailrace of Kulekhani-I, further adding the water of Mandu river and through Rapti pumping station.

Every year Mandu Intake is cleaned after the wet season to allow the filtered water to the intake pond. Likewise, Rapti Pumping Station is operated as per requirement in dry season by doing effective maintenance works to generate power.




Generator floor of Kulekhani II HPS

The cumulative generation of the plant till the end of FY 2081/82 reached 2,436.5 GWh from its first run. The plant generated 74.9 GWh of energy this year which is 56% more compared to the previous year. This value is 89% of target generation this year.

Since, the station is cascade of Kulekhani-I HPS, it is operated as per instructions of Load Dispatch Center (LDC) according to the system requirements for voltage improvement & system stability.

SALIENT FEATURES

SALIENT FEATURES	
Location	
Province	Bagmati
District	Makawanpur
Intake site	Markhu Dam, Mandu & Rapti
Power house site	Bhaise, Makawanpur
General	
Name of river	Indra Sarowar, Mandu and Rapti
Type of scheme	Seasonal Storage and cascade of Kulekhani-I HPS



Gross head	310 m
Net head	284.1 m
Capacity	32 MW
Year of Commissioning	1986AD
Project cost	1240 Million
Contractor	Hajama Japan, Fuji Electric Japan and China Water and Electric Co.
Funding Agency	Gov. of Nepal and OECF Japan
Project Duration	3 Years
Turbine	
Manufacture	FUJI Electric, Japan
Number & Type	2, Vertical Shaft, Francis
Rated Output capacity	16500 kW
Rated Flow	16.65 m ³ /s
Rated Speed	750 rpm
Generator	
Manufacture	Fuji Electric, Japan
Rated Capacity	18.8 MVA
Rated Voltage	6.6 kV
Rated Power Factor	0.85 lag
Type of Excitation System	Brushless, 3 phase rotating armature
Transformer	
Manufacture	Zhejiang Jiangshan Transformer Co., Ltd.
Rated Capacity	37.8 MVA
Primary Voltage Level	6.6 kV
Secondary Voltage Level	132 kV
Transformer Vector Group	YNd11
Type of Cooling	Forced air cooled type
Transmission Line	
Conductor Type/Size	ACSR Conductor/ 250 mm ²
No. of Circuit	Single
Length	42 km
Transmission Voltage Level	132 kV
Hydrology	
Design Discharge	13.3 m ³ /s

Key activities and achievements this year

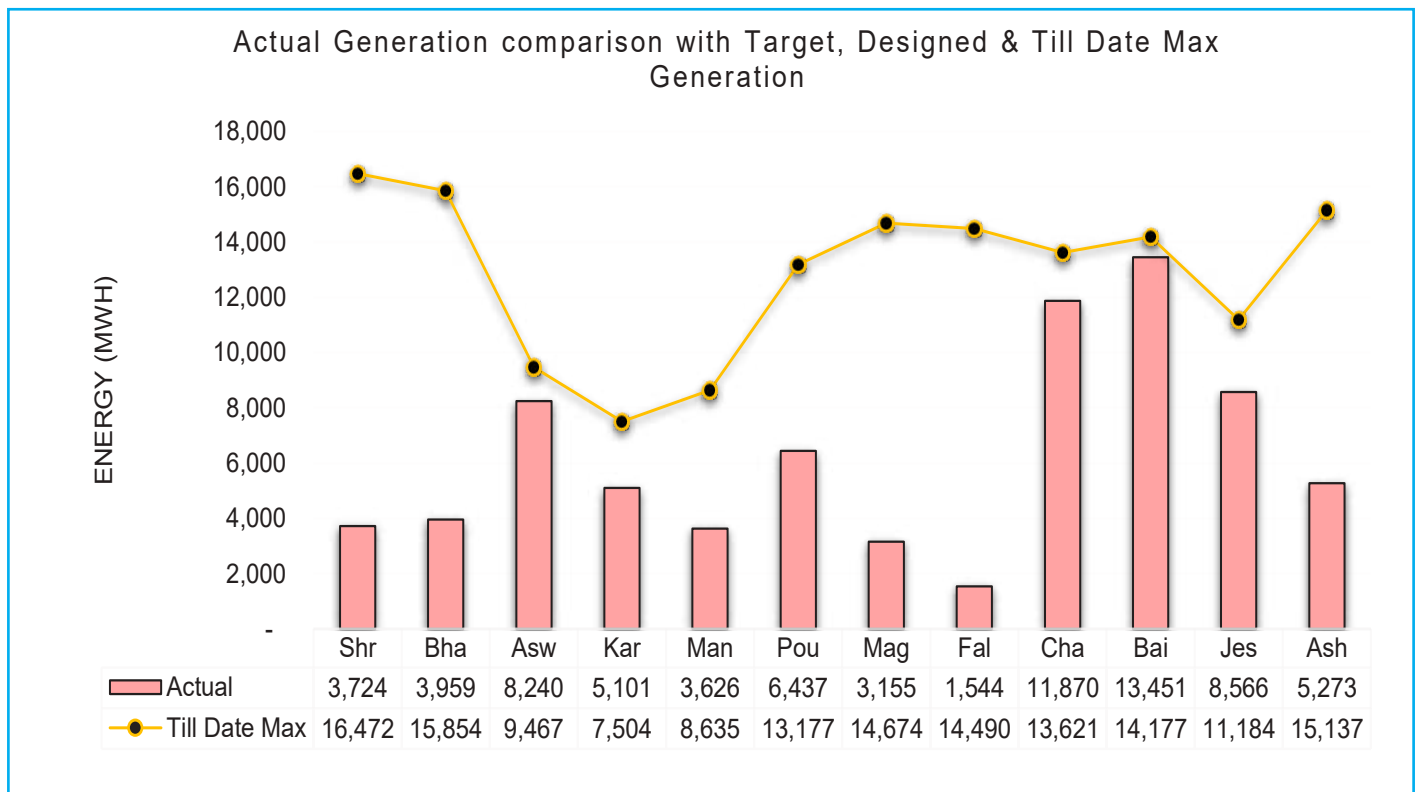
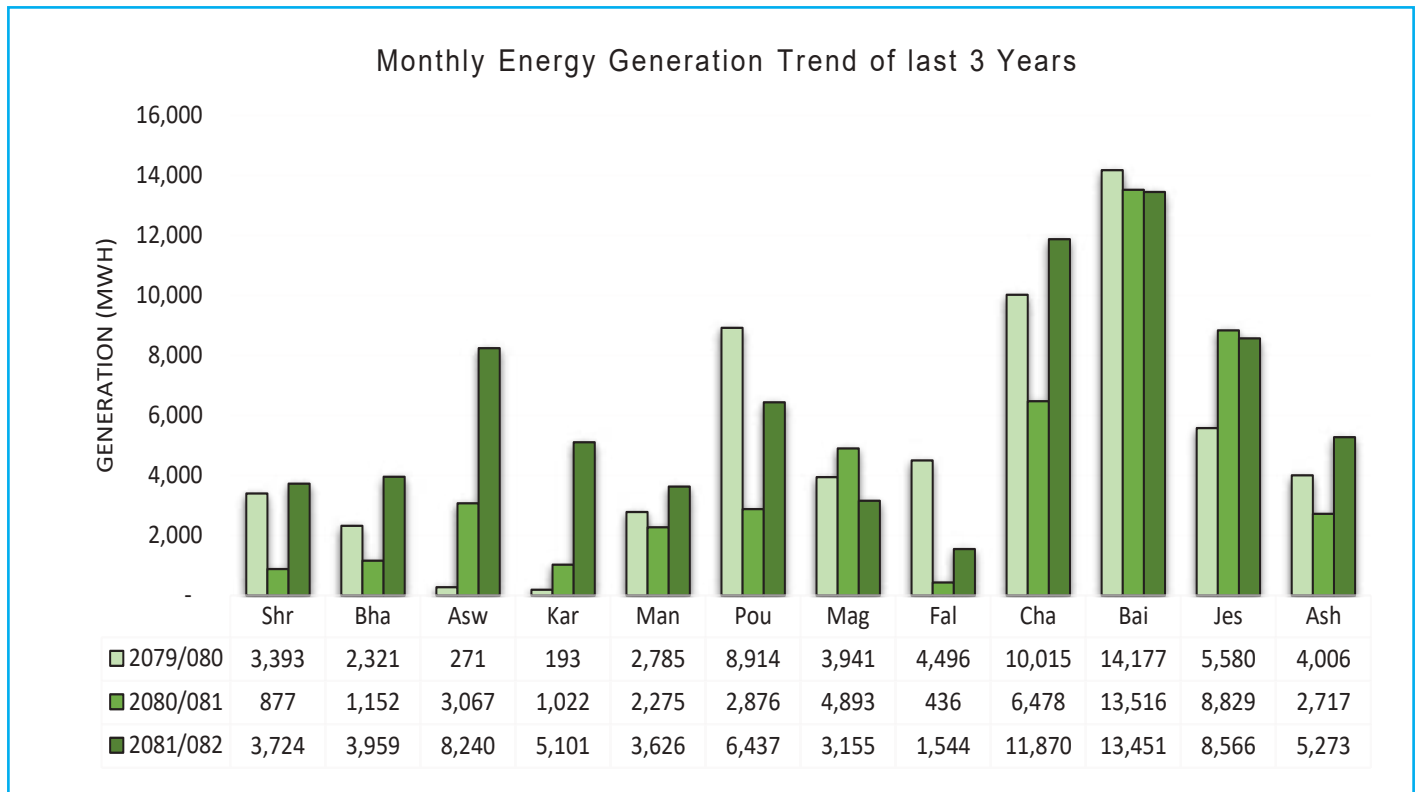
Work on 7.2 kV VCB switchgear and switchyard equipment is underway. A 6.6 kV XLPE power cable has been acquired, with installation planned for FY 2082/083. Transformer oil filtration was completed on three spare transformers, and a damaged 600 sq. mm aluminium conductor was replaced. The cooling water pump and downstream control valve for Unit 1 have been installed. Arrangements are in progress for generator heat exchanger, governor actuator, and cooling pump parts. Civil works included filter

material replacement and check wall construction at Mandu intake, plum concrete wall erection at Rapti intake, and temporary surge tank access road repairs.

Future plan includes installing the 6.6 kV XLPE cable, transformer oil filtration, completing 7.2 kV VCB work, and overhauling generators. Mechanical tasks cover turbine maintenance, valve and cooling pump installations, and system upgrades. Civil works focus on intake support structures, river training, road and drainage improvements, and facility repairs.



The figures below illustrate the monthly energy generation trends over the past three years, comparing actual generation against both target and designed capacities.





6.6 kV bus conductor maintenance



Filter Material replacement at Mandu Intake



6.6 kV bus conductor maintenance



Cleaning & condition checking of Exciter

CHAMELIYA HYDROPOWER STATION

Chameliya Hydropower Station is a 30 MW daily PRoR facility located in Darchula District, Far Western Province. Since its inauguration on February 10, 2018, the plant has been in continuous operation. It harnesses water from the Chameliya River, with the powerhouse situated in Shailyashikhar Municipality (Ward No. 1, Balanch) and the dam site located between Marma Gaupalika and Bitule.


Designed for an annual generation of 184.2 GWh, the plant has produced a cumulative total of 1091.2 GWh as of the end of FY 2081/82. In the current fiscal year, it generated 142.4 GWh—6% higher than the previous year—achieving 91% of the annual target and 77% of its designed capacity.



Unit bay of Chameliya HPS

SALIENT FEATURES

SALIENT FEATURES	
Location	
Province	Sudurpashchim
District	Darchula
Intake site	Darchula
Power house site	Darchula
General	
Name of river	Chameliya River
Type of scheme	Peaking run-of-river (4 hours daily peaking)
Gross head	103.7 m
Net head	94.0 m
Capacity	30 MW



Year of Commissioning	2074/10/27
Project cost	USD 124.9 Million
Contractor	Civil Construction Work: China Gezhouba Water and Power Group Co, Ltd. Electro-mechanical, Hydromechanical and Balanch-Attariya 132kV Transmission Line Work: KHNP Consortium (Korea Hydro & Nuclear Power Co., HWACHON Plant Construction Co. Ltd., SEAN ENC, Nepal Hydro & Electric Limited), KOREA
Funding Agency	Korean Government, Nepal Government & NEA
Project Duration	10 Years
Turbine	
Manufacture	Multipower Hydroelectric Development Corporation (MHDC), Harbin China
Number & Type	Two Nos, Francis Runner
Rated Output capacity	15.6 MW X 2
Rated Flow	36 m ³ /sec
Rated Speed	428.6 rpm
Generator	
Manufacture	Harbin Electric Machinery Company Ltd., China
Rated Capacity	2X16.2 MVA
Rated Voltage	11,000 Volt
Rated Power Factor	0.9
Type of Excitation System	Brushless Excitation System
Governor	
Type	Digital Valve PCC programmable intelligent Governor
Adjustment for Speed Drop	Linear
Transformer	
Manufacture	JCB China
Rated Capacity	2 x 16.7 MVA
Primary Voltage Level	11 kV
Secondary Voltage Level	132 kV
Transformer Vector Group	YNd1
Type of Cooling	ONAN
Transmission Line	
No. of Circuit	Single Circuit
Length	131 km
Transmission Voltage Level	132 kV
Hydrology	
Catchment Area	85 km
Mean Annual Discharge	46.6 m ³ /sec
Design Flood Discharge	710 m ³ /sec


Key activities and achievements this year

Unit 2 was overhauled in Ashoj/Kartik 2081, followed by the overhaul of Unit 1 in Ashad 2082. Key equipment upgrades included procurement and installation of a VCB at the substation, a vertical sump pump, and a nitrogen refill plant. Additionally, the 3 MVA

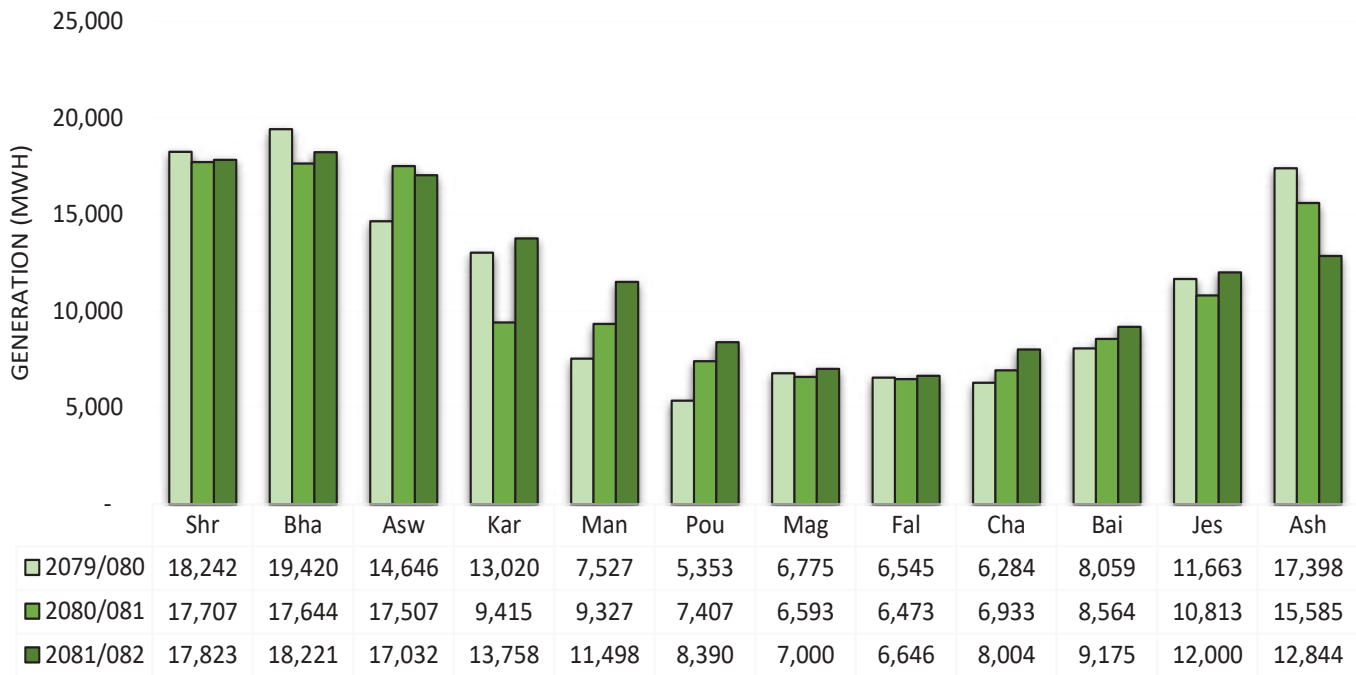
transformer (33/11 kV) at the switchyard was replaced.

The figures below illustrate the monthly energy generation trends over the past three years, comparing actual generation against both target and designed capacities.

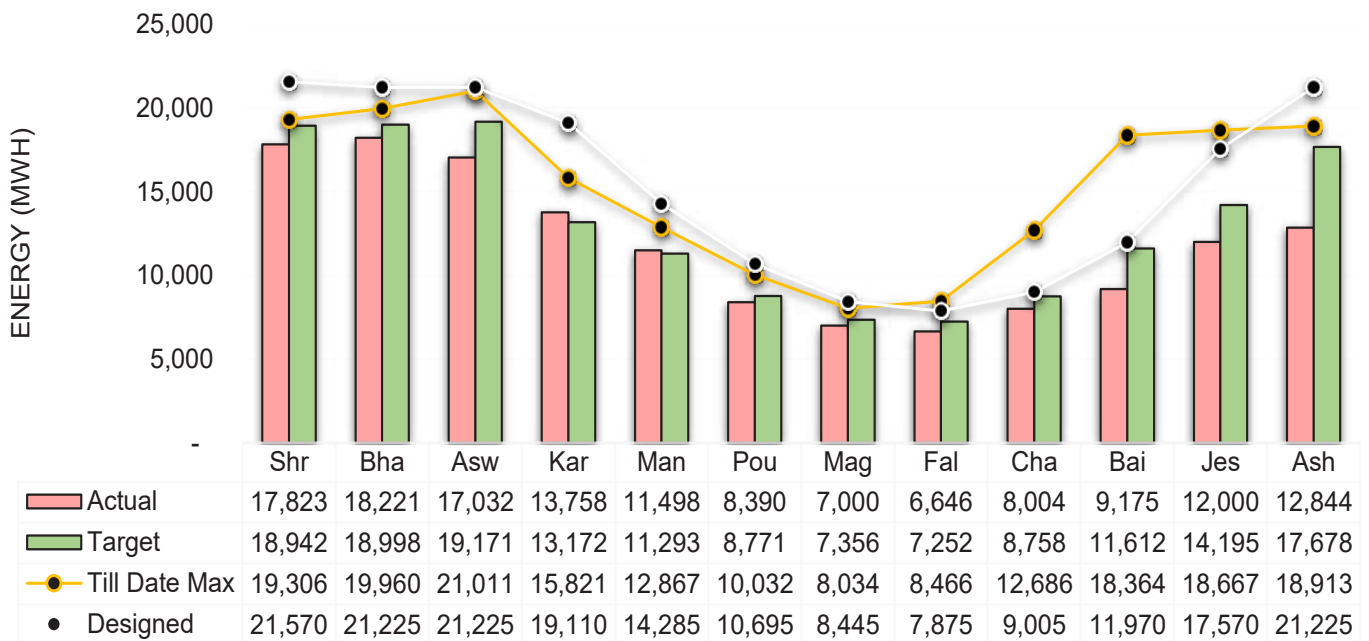





Monthly Energy Generation Trend of last 3 Years



Actual Generation comparison with Target, Designed & Till Date Max Generation





Stator of unit 2



Lifting of upper bracket during overhauling



Unit 2 assembly works



Removal of protective platings during unit overhaul

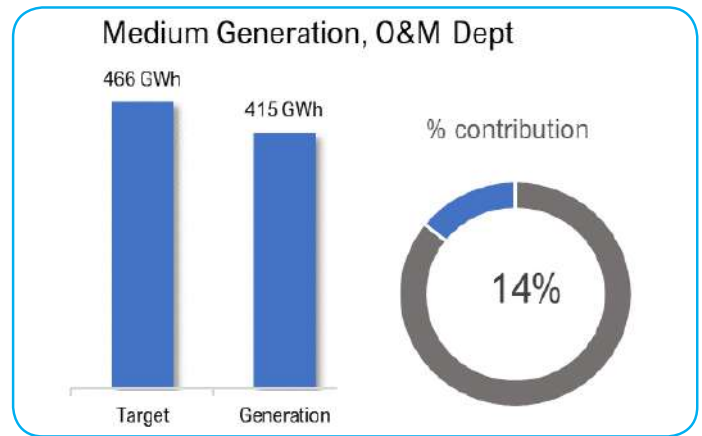


Rotor disassembly of unit 2

MEDIUM GENERATION OPERATION AND MAINTENANCE DEPARTMENT

The Medium Generation Operation and Maintenance Department, led by a Director, is responsible for the operation and maintenance of power plants with an installed capacity of less than 30 MW. The department oversees thirteen (13) hydropower stations, one (1) diesel power plant, and one (1) multifuel power plant. The Diesel Power Plant is managed under Chatara Hydropower Station, while the Multifuel Power Plant is administered by Kulekhani III Hydropower Station.

The total combined installed capacity of the hydropower and thermal plants under this department is 123.03 MW.



% contribution of Medium Generation, O&M Department



Site visit by DMD at Trishuli HPS

Nowadays, the thermal plants are not in normal operation. While there is no generation associated with Hetauda Diesel Plant and Multifuel Power Plant, combined generation from 15 power plants contributes to about 14% of the total generation, which sums to

415 GWh for fiscal year 2081/82. This value is about 84.34% of the accumulated target of 468 GWh.

The following sections provide a concise description of the Power Stations and highlights major activities carried out under this department during the Fiscal year 2081/82.

TRISHULI HYDROPOWER STATION

Trishuli Hydropower Station is located on the banks of the Trishuli River at Trishuli Bazaar, Nuwakot. The plant initially had an installed capacity of 21 MW, comprising seven generating units of 3 MW each. It was rehabilitated and upgraded in 1995 to a total capacity of 24 MW, consisting of six units of 3.5 MW and one unit of 3 MW. As a peaking run-of-river plant, it has a peaking capacity of 21 MWh and an annual design generation of 163 GWh. One unit is designated

as standby, with six units available for full-capacity operation.


By the end of FY 2081/82, the plant's cumulative generation reached 6,031.9 GWh. In the current fiscal year, it generated 97.7 GWh—17% lower than the previous year—representing 81% of the annual target and 60% of the designed generation.



Unit bay of Trishuli HPS

SALIENT FEATURES

SALIENT FEATURES	
Location	
Province	Bagmati
District	Nuwakot
Intake site	Bidur-9
Power house site	Bidur-1, Trishuli Bazar
General	
Name of river	Trishuli
Type of scheme	run-of-river
Net head	51.4 m



Discharge	51 m ³ /s
Capacity	24 MW (Peaking Capacity 21 MW)
Year of Commissioning	2023 B.S. (1967 AD)
Project cost	INR 140 million
Contractor	Government of India
Funding Agency	Government of India
Turbine	
Manufacture	Harbin, China
Number & Type	Seven, Francis
Rated Output capacity	3620 kW
Rated Flow	7.8 m ³ /s
Rated Speed	500 rpm
Generator	
Manufacture	Harbin, China
Rated Capacity	3889 kVA
Rated Voltage	6.6 kV
Rated Power Factor	0.9
Type of Excitation System	Static with carbon brush
Governor	
Type	Digital
Adjustment for Speed Droop	Manual
Transformer	
Manufacture	Tianjin
Rated Capacity	5 MVA
Primary Voltage Level	6.6 kV
Secondary Voltage Level	66 kV
Transformer Vector Group	DyN11
Type of Cooling	ONAN
Transmission Line	
Conductor Type/Size	Dog, 100 sq. mm, 150 sq. mm wolf
No. of Circuit	double circuit
Length	27.36 km
Transmission Voltage Level	66 kV
Hydrology	
Catchment Area	4772.8 km ²
Mean Annual Discharge	116.66 m ³ /s
Riparian Release	10%
Design Flood Discharge	3500 m ³ /s


Key activities and achievements this year

Headgate works included replacement of flat seals and musical J seals before the wet season, with regular gate and desander flushing carried out from Baishakh to Asoj. Intake and B-0 chokes were cleaned twice daily during the rainy season due to heavy debris buildup. In the powerhouse, major maintenance was completed, including rotor shaft works in Unit 1, bearing repairs and replacements in Units 2, 5, and 6, MIV repair in Unit 2, and oil cooler installation in Unit

1. Under civil works, dam undersluices maintenance, powerhouse painting, and cleaning of gravel traps and drainage structures were successfully completed.

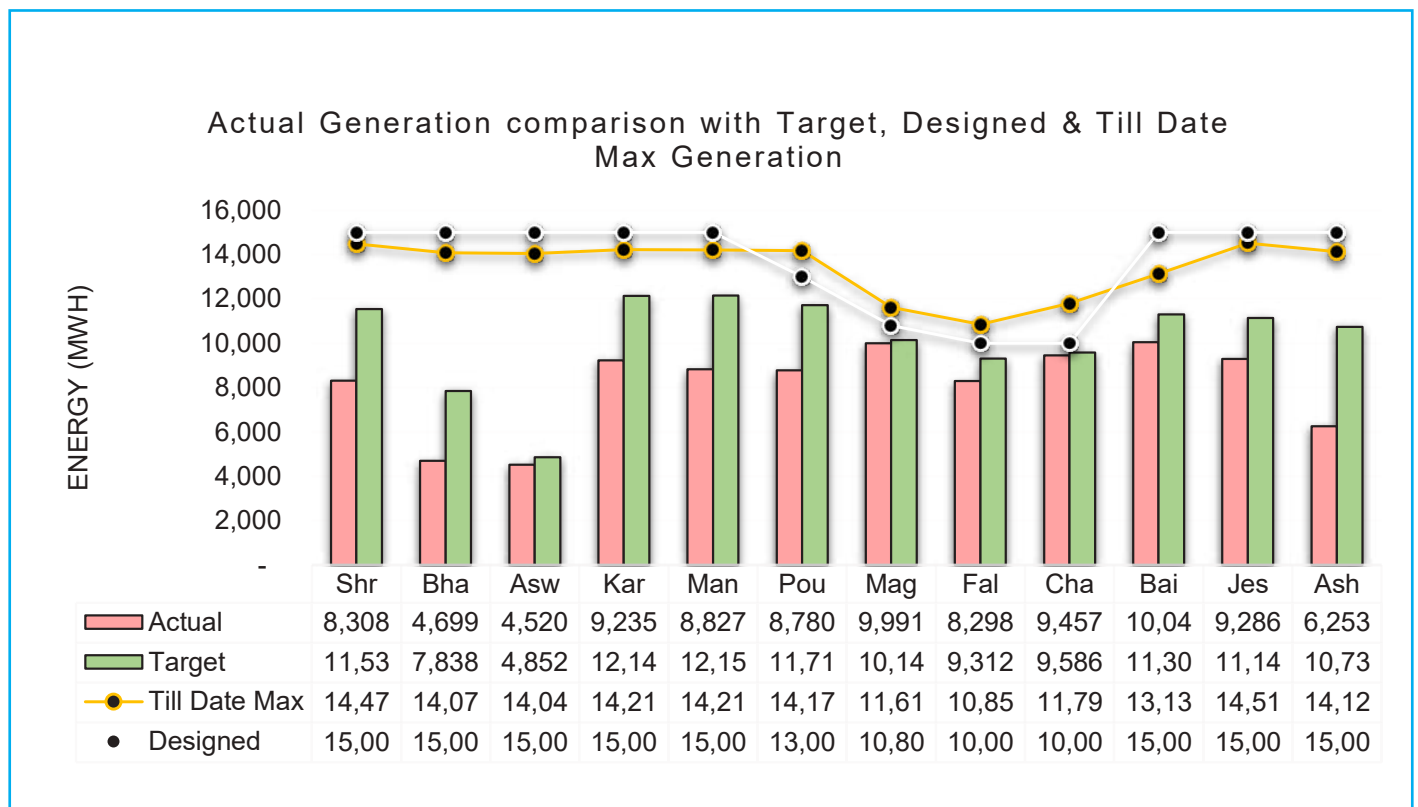
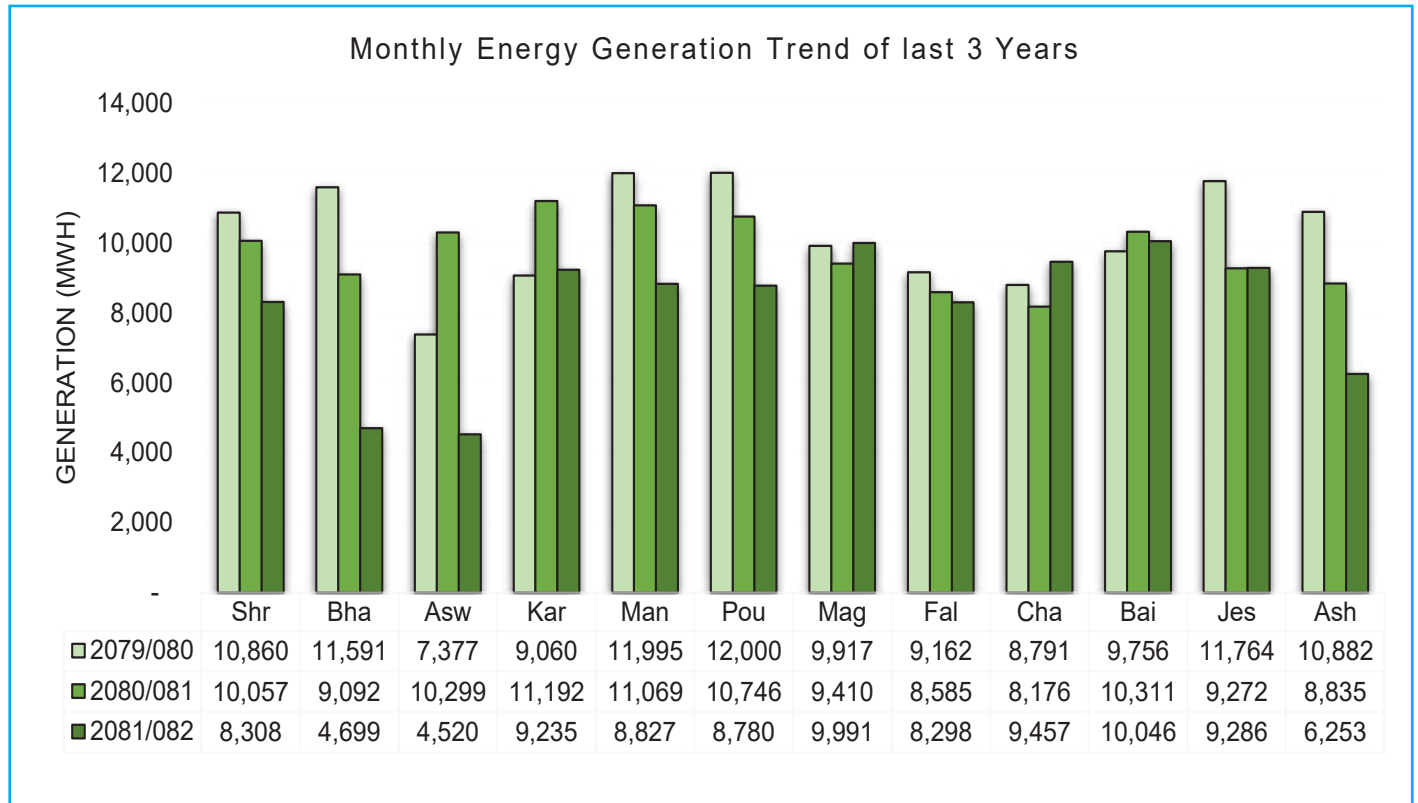
Works related to Rehabilitation


As part of the rehabilitation works, the installation, testing, and commissioning of a 10 MVA (66/11 kV) and an 18 MVA (6.6/66 kV) power transformer were successfully completed. Additionally, a 6.6 kV, 3000A switchgear and a 400V, 300A LT AC panel were installed, tested, and commissioned. The project



also included the modernization, modification, and all machines, enhancing the overspeed protection redesign of the auto guide vane closing system for mechanism.

Figure below shows the monthly energy generation trend for last 3 years and actual generation compared to the target, designed and till date maximum monthly generation.





Repair of generator side cover



Dismantled view of spiral casing



Draft Tube Bend Repair works



Gate undersluice Repair work



Repair of Thrust Bearing

GANDAK HYDROPOWER STATION

Gandak Hydropower Station is situated in Nawalparasi (West), Nepal, near the Indian border, and forms part of the Gandak Canal Project, which primarily supports irrigation in Uttar Pradesh and Bihar while incorporating hydropower generation. Water from the Narayani River is diverted via the Main Western Canal, which flows through Nepal and is managed jointly by Indian irrigation authorities. The station

houses three Kaplan-type turbines, each rated at 5 MW, for a total installed capacity of 15 MW and an annual designed generation of 106.38 GWh. Officially handed over to Nepal in 1981 by India, the station also facilitates seasonal electricity imports of up to 60 MW from India during dry periods, underscoring effective cross-border collaboration in water resource and energy management.




Unit bay of Gandak HPS

The cumulative generation of the plant till the end of FY 2081/82 reached 1113.6 GWh from its first run. The plant has generated 14.3 GWh of energy this year

which is 29% less compared to the previous year. This value is 70% of target generation this year and is 20% of designed generation value.

SALIENT FEATURES OF GANDAK HYDROPOWER STATION

Location	Pratappur Gaunpalika-7, Nawalparasi(West)
Province	Lumbini
District	Nawalparasi (West)
Site Intake	Gandak Barrage
Powerhouse Site	Pratappur Rural Municipality-7, Suryapura, Nawalparasi (West)
General	
Name of River	Narayani




Type of Scheme	Run of River Type from Gandak Barrage
Installed Capacity	15 MW
Gross Head	7.5895 m
Net Head	6.096 m
Capacity	15 MW
Year of Commissioning	April 1979 A.D.
Project Cost	NRs. 170 Million
Funding Agency	Government of India and Government of Nepal
Project Construction Period	1964-1979
Project Hand Over to NEA	31 August, 1981 AD
Annual Designed generation	106.38 GWh
Total length of the waterways	18 km canal
Turbine	
Manufacture	Fuji Electric Co. Ltd., Japan
Number & Type	Horizontally mounted Three Adjustable Blade Tubular Turbine (Kaplan)
Rated Output Capacity	5.52 MW
Rated Flow	103.84 m ³ /s
Rated Speed	107.14 rpm
Generator	
Manufacture	M/s Kawasaki Electric Mfg. Co. Ltd., Japan
Rated Capacity	5900 KVA
Rated Voltage	6600±10% Volts
Rated Power Factor	0.85 (Lag)
Type of Excitation System	Totally Enclosed Synchronous
Governor	
Type	Mechanical/ Electro-Mechanical
Adjustment for Speed Drop	Hydraulic (Manual)
Power Transformer	
10 MVA, 6.6/132 kV, 2 Nos.	
Manufacture	Tirathai Public Company Limited., Thailand
Rated Capacity	10 MVA
Primary Voltage Level/Secondary Voltage	6.6/132 KV
Transformer Vector Group	YNd11
Type of Cooling	ONAN
Transmission line	
132 kV single circuit transmission line to Bardhaghat 132 kV substation in Nepal and to Ramnagar 132 kV substation in Bihar, India.	
Conductor Type/ Size	Panther/ 200 mm ²
No. of Circuit	Single Circuit
Length	18 km
Transmission Voltage Level	132 KV
Hydrology	
Design Discharge	103.84 m ³ /s per unit intake

Current Status

Of the three generating units, only Units 2 and 3 are currently operational, with combined output limited to around 4–4.5 MW. This is due to aging equipment, absence of protective systems, heavy silt deposition,

and variable upstream water levels affected by gate operations in Bihar and downstream closures in Uttar Pradesh. Unit 1 has been non-operational for over 15 years following a stator coil fault.

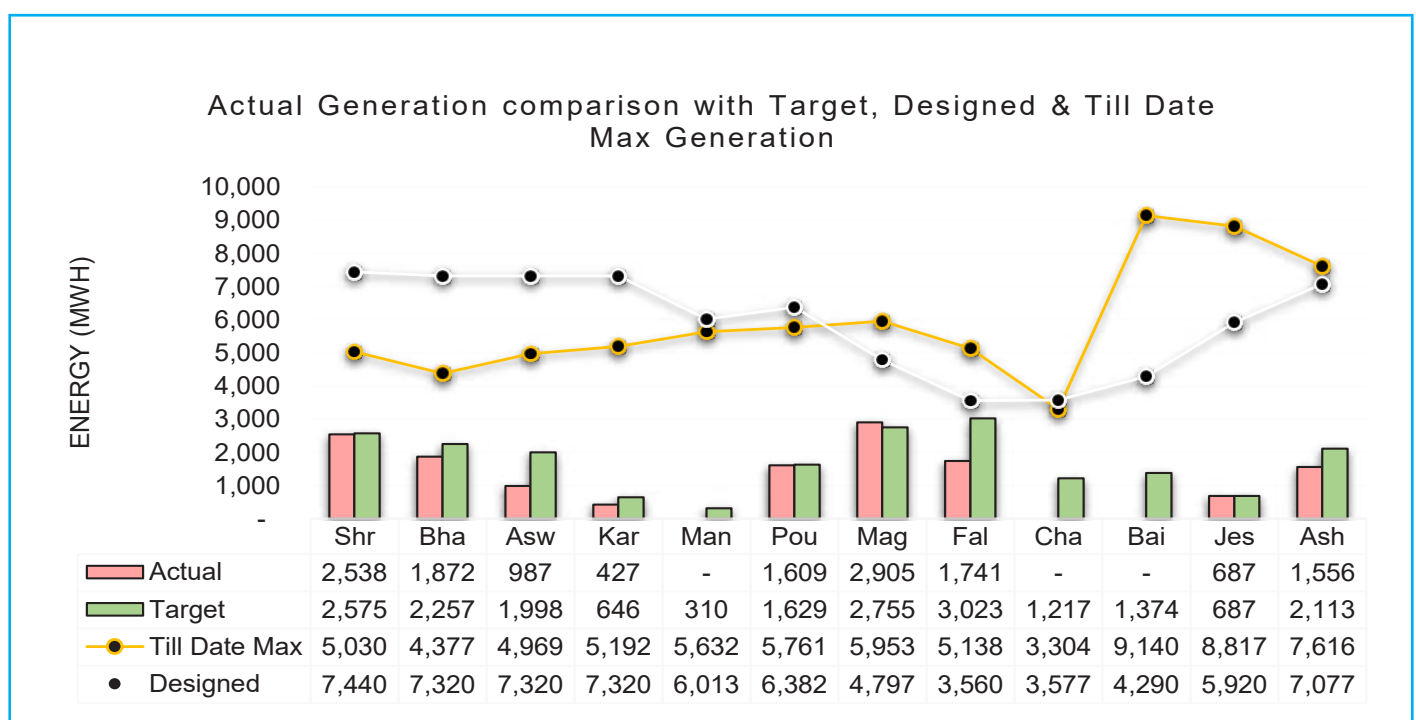
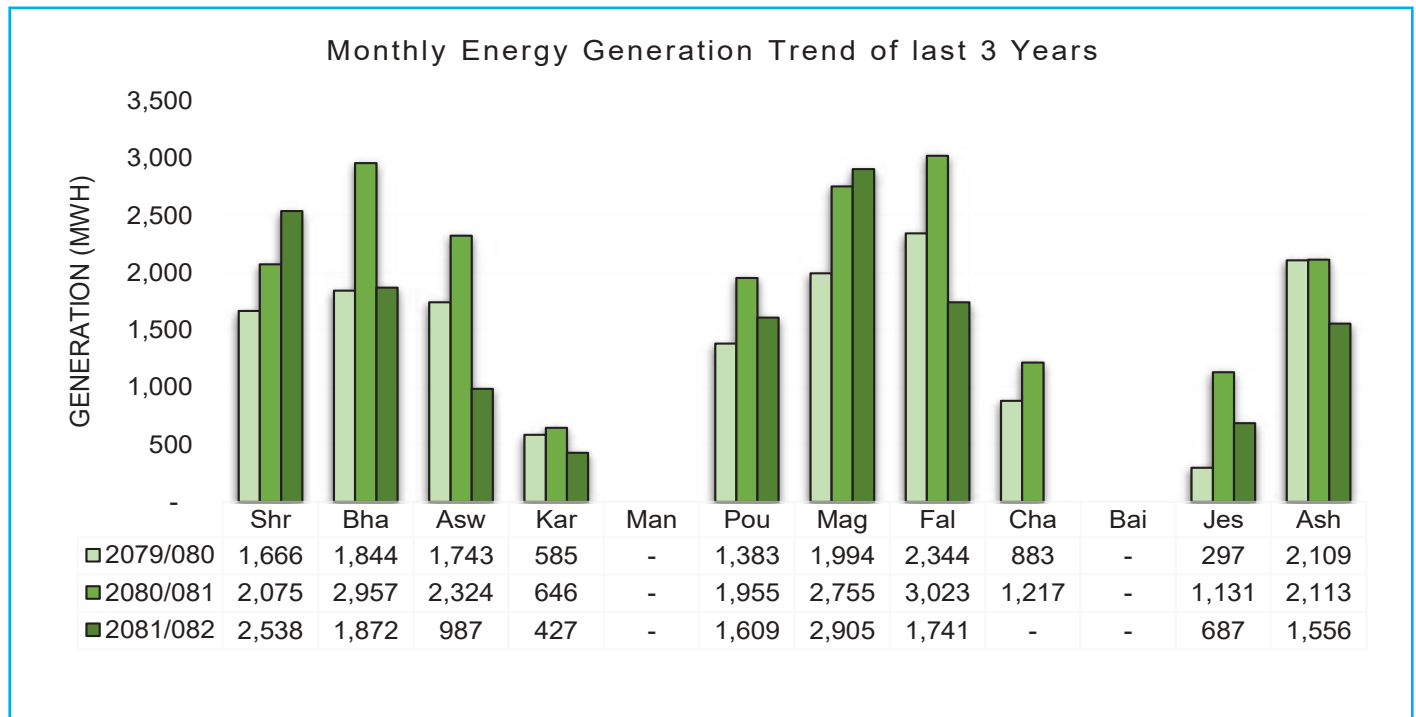



Key activities and achievements this year

In FY 2081/82, Gandak Hydropower Station carried out major maintenance to sustain operations amid aging infrastructure. Units 2 and 3 were fully overhauled, with key mechanical repairs to seals, bearings, and cooling systems. Electrical work included transformer oil filtration, PMG coupling replacement, cable

upgrades, and switchyard equipment servicing. Civil tasks involved installing a new entrance gate, paving parking areas, facility upkeep, and clearing debris from the trash rack. These measures helped maintain generation capacity and reliability, though long-term sustainability will require further upgrades and improved water management.

The figures below illustrate the monthly energy generation trends over the past three years, comparing actual generation against both target and designed capacities.





Piston Cylinder repair works for Unit No.2



Piston Cylinder Assembly Works for Unit 3



Runner repair works for Unit No.2



Installation of PMG Coupling for Unit No.2



Machine Set up SS Split Ring repair works of Unit No.2

DEVIGHAT HYDROPOWER STATION

Devighat Hydropower Station is a cascade plant of the Trishuli Power Station, located in Battar, Nuwakot. Commissioned in 1984, it has an installed capacity of 14.1 MW and an annual designed generation of 114 GWh. Following successful renovation, modernization, and upgrading (RMU) of all three units in 2010/2011, the capacity was increased to 15

MW. All three units are currently operating normally.

As of the end of FY 2081/82, the plant has generated a cumulative total of 3,496.1 GWh. In the current fiscal year, it produced 76.4 GWh—12% lower than the previous year—achieving 80% of its annual target and 68% of its designed generation capacity.




Powerhouse of Devighat HPS

SALIENT FEATURES

Location	
Province	Bagmati
District	Nuwakot
Intake site	Trishuli Bazar
Power house site	Charghare, Bidur Municipality-06, Nuwakot District
General	
Name of river	Trishuli
Type of scheme	Cascade of Trishuli Hydropower Station
Gross head	40.5 m





Net head	39 m
Capacity	15MW (after rehabilitation)
Year of Commissioning	1984 A.D.
Project cost	NRs. 750 Million
Contractor	BHEL, India
Funding Agency	Nepal - India Co-operation
Turbine	
Manufacture	BHEL, India
Number & Type	Francis
Rated Output capacity	5.03 MW
Rated Flow	15.1 m ³ /sec
Rated Speed	333 rpm
Generator	
Manufacture	BHEL, India
Rated Capacity	5 MW
Rated Voltage	6.6 kV
Rated Power Factor	0.8
Type of Excitation System	Brush less
Governor	
Type	Electro Hydraulic
Transformer	
Manufacture	Hubei Sunlight Electric co. Ltd
Rated Capacity	6500 kVA
Primary Voltage Level	6.6 kV
Secondary Voltage Level	66 kV
Transformer Vector Group	YNd11
Type of Cooling	ONAF
Transmission Line	
Conductor Type/Size	DOG/ 100 mm ² Chapali / Wolf 150 mm ² Trishuli HPS
No. of Circuit	66kV (Devighat -Chapali) double circuit and (Devighat- Trishuli) 66 kV single circuit
Length	53 km Chapali / 4.56 Km Trishuli HPS
Transmission Voltage Level	66 kV
Hydrology	
Catchment Area	4150 km ² (upto Trishuli diversion)
Design Discharge	45.3 m ³ /s

Key activities and achievements this year

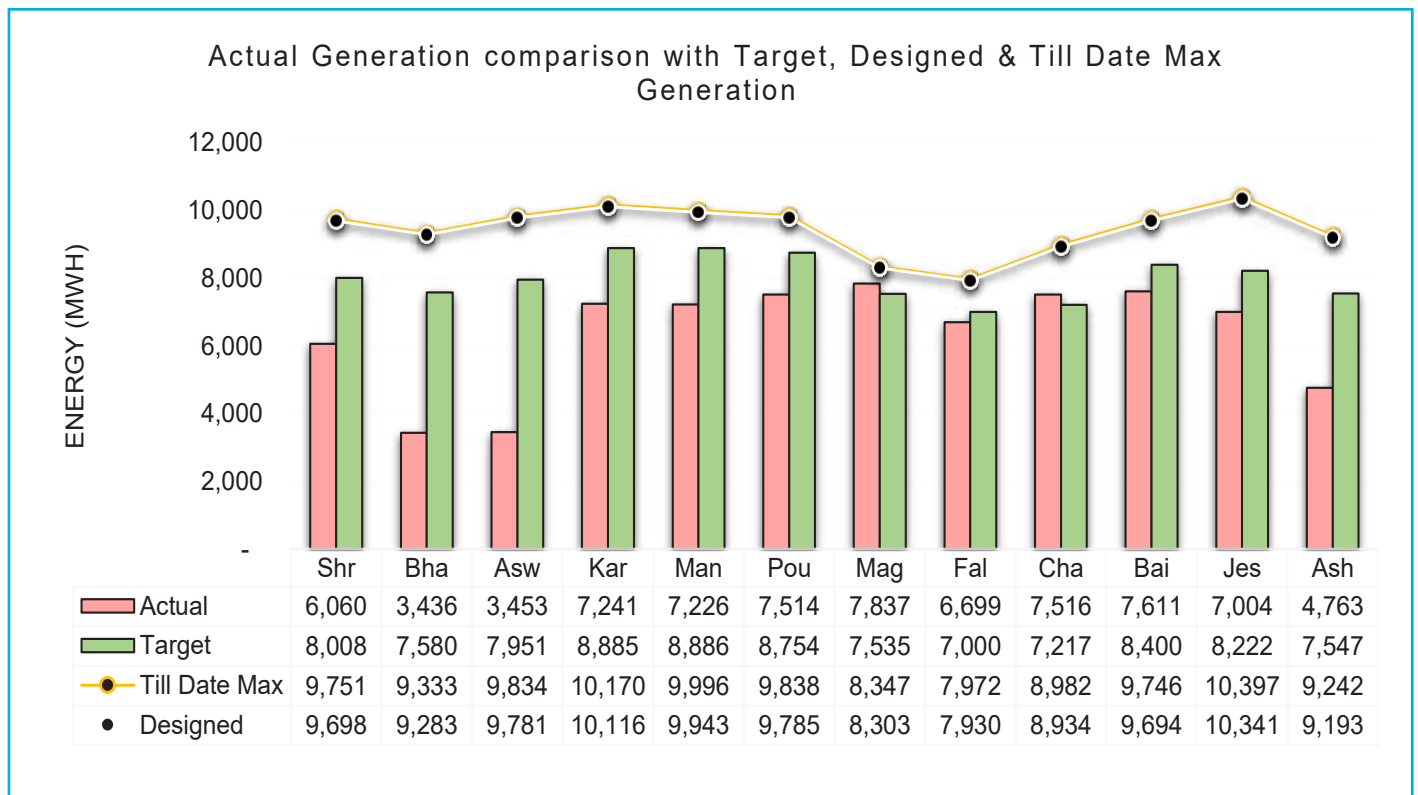
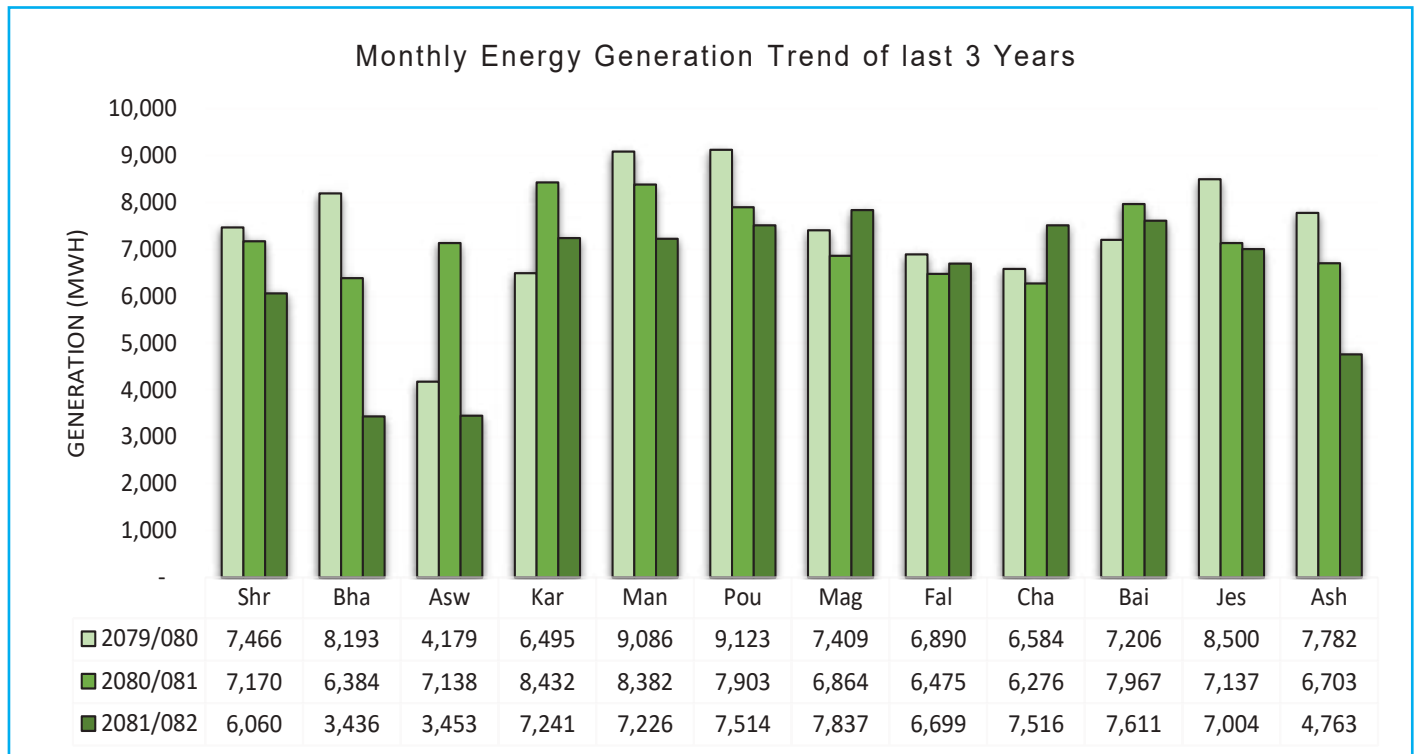
The hydropower facility recently underwent major maintenance and upgrades to enhance performance and reliability. Unit No. 3 saw a full overhaul, including the repair and replacement of turbine components like the Francis Runner, Guide Vanes, and Turbine Nut Guard, along with generator stator and rotor winding


refurbishment. A new brake and jacking system was installed, and the SCADA system was restored.

Other works included upgrading the station supply system, installing a 33kV breaker and isolator, repairing Unit No. 2 generator rotor connections, and fixing Unit No. 3's excitation system with a new AVR current transformer. Infrastructure improvements included a new fencing wall and staff duty room at the substation.



Future plans include upgrading the SCADA and governor systems and procuring new rotor coils for Unit No. 2. The figures below illustrate the monthly energy generation trends over the past three years, comparing actual generation against both target and designed capacities.





Repair of Draft tube



Turbine top cover repair works



Dismantling of Generator bracket



Surface protection work on runner

MODIKHOLA HYDROPOWER STATION


Modikhola Hydropower Station, situated in Dimuwa, Parbat district, approximately 46 km west of Pokhara City, has an installed capacity of 14.8 MW, comprising two vertical shaft Francis turbines of 7.4 MW each. The plant's annual designed generation is 91.0 GWh.

Since commissioning, the cumulative energy generation of

the plant has reached 1,438.3 GWh as of the end of fiscal year 2081/82. During the current fiscal year, the station produced 75.3 GWh, representing a 4% decrease compared to the previous year. This output corresponds to 97% of the targeted generation and 83% of the designed capacity for the year.

SALIENT FEATURES

SALIENT FEATURES	
Location	
Province	Gandaki
District	Parbat
Intake site	Betini, Modi
Power house site	Patichour, Modi
General	
Name of river	Modikhola
Type of scheme	ROR
Gross head	71m
Net head	66.96 m
Capacity	14.8 MW
Year of Commissioning	2000 A.D.
Project cost	USD 30 Million
Contractor	(CWHEC/SSC JV & HH/SA JV)
Funding Agency	Govt of Nepal/NEA & Govt of Korea (EDCF)
Project Duration	May 1996-Sep.2000
Turbine	
Manufacture	Kossler Gmbh Austria
Number & Type	Vertical Francis
Rated Output capacity	7.6 MW
Rated Flow	25 m ³ /sec (Unit Flow =12.5 m ³ /sec)
Rated Speed	429 rpm
Generator	
Manufacture	Alstom
Rated Capacity	8260 kVA
Rated Voltage	6.6 kV
Rated Power Factor	0.9
Type of Excitation System	Brushless type
Governor	
Type	Digital Governor
Adjustment for Speed Drop	AVR
Transformer	



Manufacture	Hyundai
Rated Capacity	8260 kVA
Primary Voltage Level	6.6 kV
Secondary Voltage Level	132 kV
Transformer Vector Group	YNd11
Type of Cooling	ONAC/DNAF
Transmission Line	
Conductor Type/Size	Duck
No. of Circuit	Single
Length	37 km
Transmission Voltage Level	132 kV
Hydrology	
Catchment Area	510 km ²
Design Discharge	27.5 m ³ /sec

Key activities and achievements this year

The hydropower station carried out key upgrades including Unit-2 turbine overhauling, Unit-1 transformer lifting, rotor-stator inspection, and 132kV transformer maintenance. Electrical improvements featured new 11kV

lines and covered conductor replacement. Major civil works included gate seal repairs, concreting at the dam, pondage wall construction, and installation of brake jacks and safety railings. A gabion structure was also built to divert Gairi Khola's flow.




Generator Floor




Rotor Installation works



View of MIV from the turbine floor

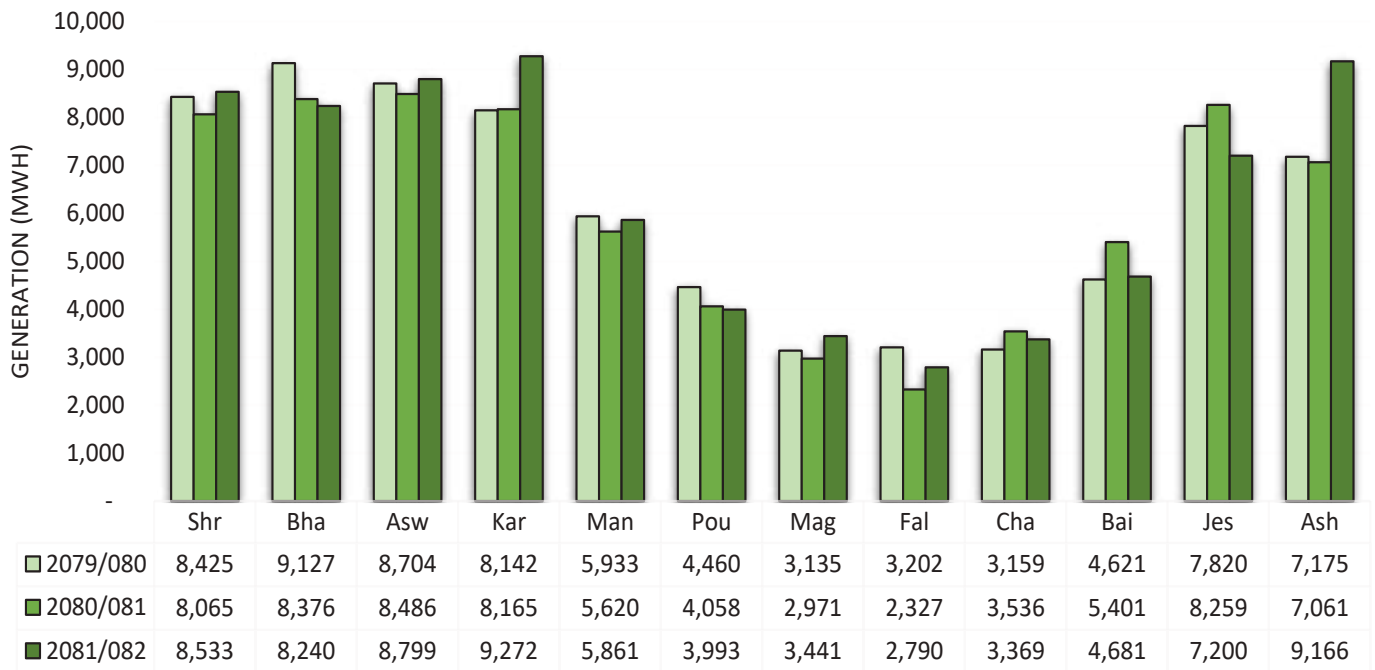


Head Cover repair works

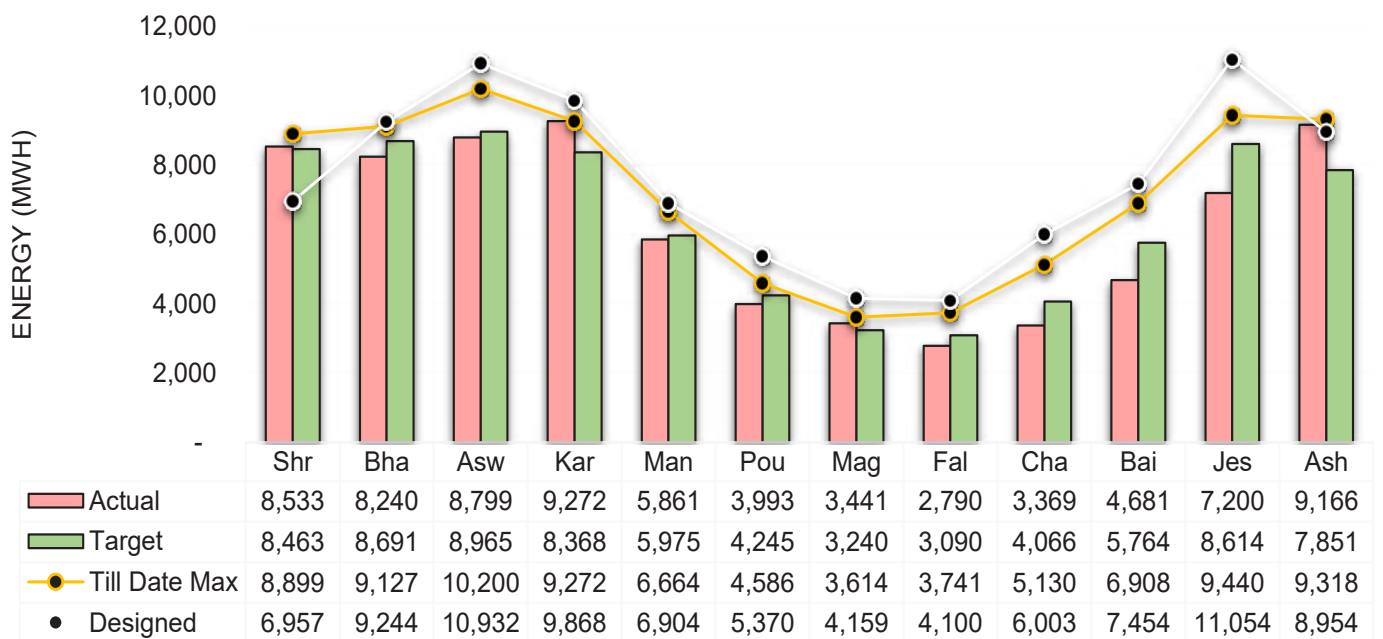


The figures below illustrate the monthly energy generation trends over the past three years, comparing actual generation against both target and designed capacities.

Monthly Energy Generation Trend of last 3 Years



Actual Generation comparison with Target, Designed & Till Date Max Generation



KULEKHANI- III HYDROPOWER STATION

Kulekhani III Hydro Power Station (Kulekhani III) with an installed capacity of 14 MW with an annual energy generation of 40.85 GWh is a cascade scheme of Kulekhani Storage Project (Kulekhani I and Kulekhani II HPS). Predominantly, Kulekhani III utilizes the regulated flow of Kulekhani II Hydro Power Station and the natural flow of Khani Khola for the energy generation. The headwork is located about 40 km southwest of Kathmandu and about 10 km north

of Hetauda Sub-Metropolitan city in Makawanpur district.

The cumulative generation of the plant till the end of FY 2081/82 reached 176.3 GWh from its first run. The plant has generated 34.3 GWh of energy this year which is 54% more compared to the previous year. This value is 117% of target generation this year and is 79% of designed generation.




Unit No. 2 Shaft alignment work


Key activities and achievements this year

Recent enhancements at the hydropower station included shaft alignment and replacement of generator bearings in Unit-2. Station service vacuum circuit breakers (7.2 kV) were installed, tested, and commissioned in Units 1 and 2. Sediment removal

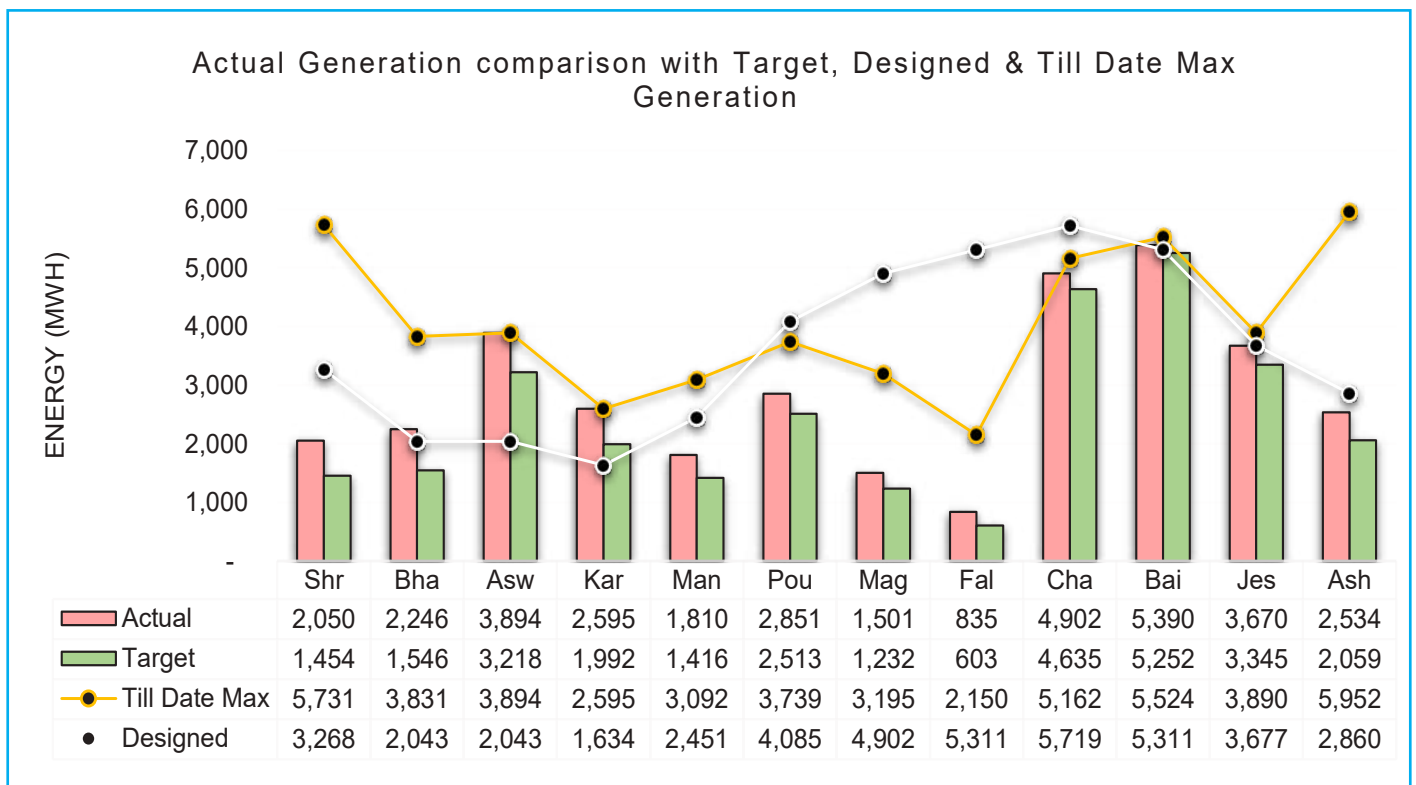
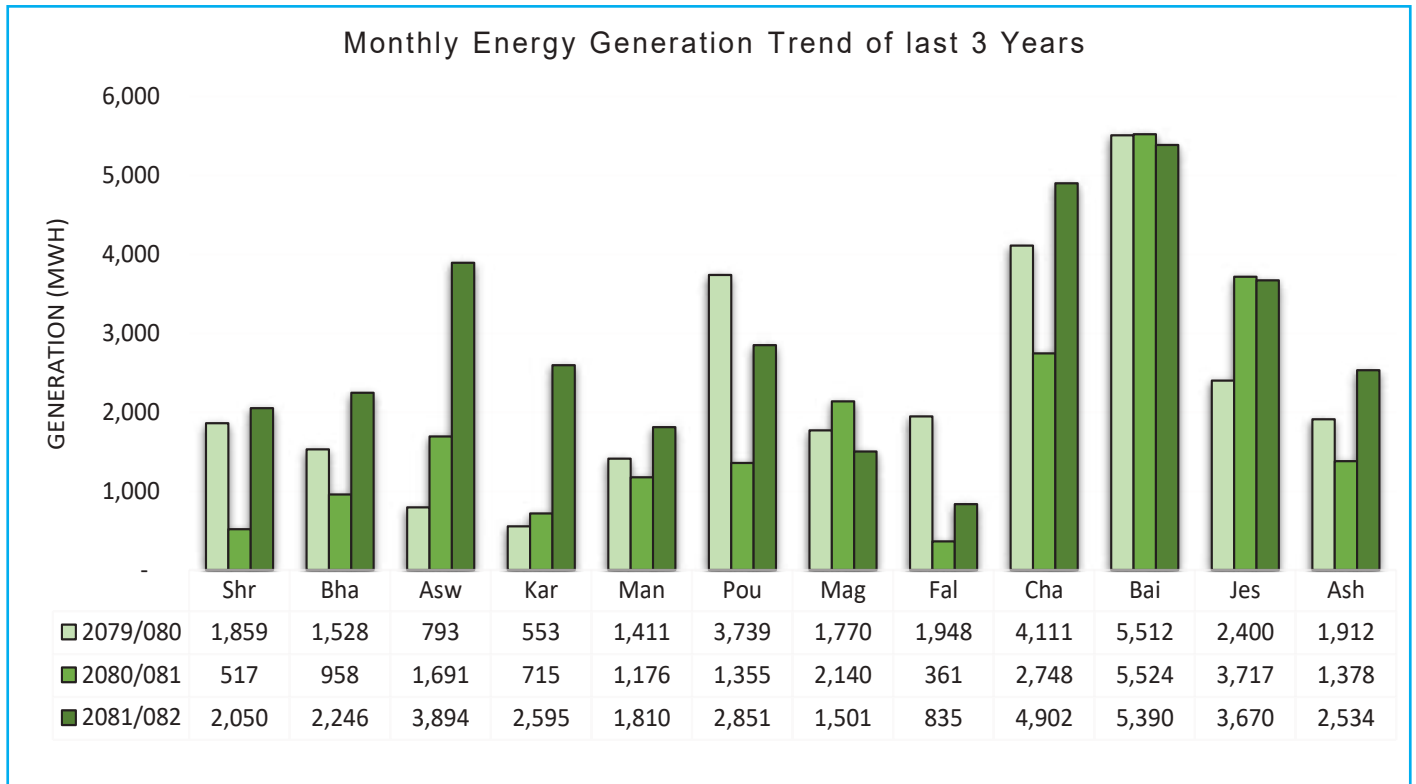
and gabion protection were carried out at Adit 4, along with gate painting. Crossovers were installed in Units 1 and 2 to improve safety, and the RCC road from the main gate to the office and quarters at Sanutar was completed.




SALIENT FEATURES	
Location	
Province	Bagmati
District	Makwanpur
Intake site	Bhainse, Makwanpur
Power house site	Sanutar, Makwanpur
General	
Name of river	Khani Khola
Type of scheme	Cascade of Kulekhani Storage - 2
Gross head	109.8 m
Net head	103.2 m
Capacity	14 MW Designed
Year of Operation	2076
Project cost	Capitalization Stage
Contractor	Civil-Sino Hydro,EM/HM-Zhejiang Zinlun Electromechanic Co.Ltd
Funding Agency	GON, NEA
Project Duration	Approx 12 years
Turbine	
Manufacture	Zhejiang Jinlun Electromechanic Co.Ltd
Number & Type	Two/Vertical Shaft Francis
Rated Output capacity	14 MW (7X2)
Rated Flow	16 m ³ /s
Rated Speed	600 rpm
Generator	
Manufacture	Zhejiang Jinlun Electromechanic Co.Ltd
Rated Capacity	8.56 MVA
Rated Voltage	6.6 kV
Rated Power Factor	0.85 Lagging
Type of Excitation System	Brushless Excitation System
Governor	
Type	GYWT-30 Hydraulic, Automatic Speed Governer
Adjustment for Speed Drop	0.8 sec
Transformer	
Manufacture	JSB, Zhejiang Jiangshan Trasformer Co.Ltd,
Rated Capacity	9.1 MVA
Primary Voltage Level	6.6 kV
Secondary Voltage Level	132 kV
Transformer Vector Group	YNd5
Type of Cooling	ONAN
Transmission Line	
Conductor Type/Size	BEAR/23.45mm
No. of Circuit	Double
Length	0.5 km
Transmission Voltage Level	6.6 kV-132 kV Step up
Hydrology	
Catchment Area	143 sq.km
Design Discharge	16 m ³ /s



The figures below illustrate the monthly energy generation trends over the past three years, comparing actual generation against both target and designed capacities.






Unit no.2 Shaft alignment work



Debris cleaning at intake of Khanikhola



Manual rotating device used for shaft alignment of unit 2



Assembly work Shaft alignment in unit 2

SUNKOSHI HYDROPOWER STATION

Sunkoshi Hydropower Station is a run-of-river daily pondage facility located in Sindhupalchowk district, approximately 81 km east of Kathmandu. The plant has an installed capacity of 10.05 MW, consisting of three generating units of 3.35 MW each, and an annual designed energy generation of 70 GWh. It was commissioned in January 1972 through the friendly cooperation between the Government of Nepal and the


Ministry of Water Conservancy and Electric Power of the People's Republic of China.

As of the end of fiscal year 2081/82, the plant's cumulative generation has reached 3,320.2 GWh. In the current fiscal year, it produced 60.6 GWh of energy—4% higher than the previous year. This represents 100% of the targeted generation and 97% of the designed annual output.



View of Damsite of Sunkoshi HPS

SALIENT FEATURES	
Location	
Province	Bagmati
District	Sindhupalchowk
Intake site	Tripura Sundari
Power house site	Pangretar
General	
Name of river	Sunkoshi
Type of scheme	Run-off-the-river
Gross head	31.5 m




Net head	30.5 m
Capacity	10.05 MW
Year of Commissioning	January 1972
Project cost	NRs.109.37 Million
Contractor	Tianjin in Generating Equipment Plant, PRO China
Funding Agency	People's Republic of China
Project Duration	4 Years
Turbine	
Manufacture	Tianjin in Generating Equipment Plant, PRO China
Number & Type	3 Nos. Francis (Model: HL123a-LJ-140)
Rated Output capacity	3530 kW
Rated Flow	13.3 m ³ /s
Rated Speed	300 rpm
Generator	
Manufacture	Tianjin in Generating Equipment Plant, PRO China
Rated Capacity	3940 MVA
Rated Voltage	6.3 kV
Rated Power Factor	0.85
Type of Excitation System	Alternator Supplied Rectifier Excitation System
Governor	
Type	PLC based Digital Governor
Adjustment for Speed Drop	Yes
Transformer	
Manufacture	PRO China
Rated Capacity	6.3 MVA x 2 Nos.
Primary Voltage Level	6.3 kV
Secondary Voltage Level	66 kV
Transformer Vector Group	YNd11
Type of Cooling	Oil Natural Air Natural (ONAN)
Transmission Line	
Conductor Type/Size	ACSR/120 mm ²
No. of Circuit	1
Length	21 km to Paanchkhal S/S
Transmission Voltage Level	66 kV
Hydrology	
Catchment Area	2340 km ²
Mean Annual Discharge	88 m ³ /sec
Design Discharge	39.9 m ³ /sec
Riparian Release	Yes
Design Flood Discharge	2150 m ³ /sec

Key activities and achievements this year

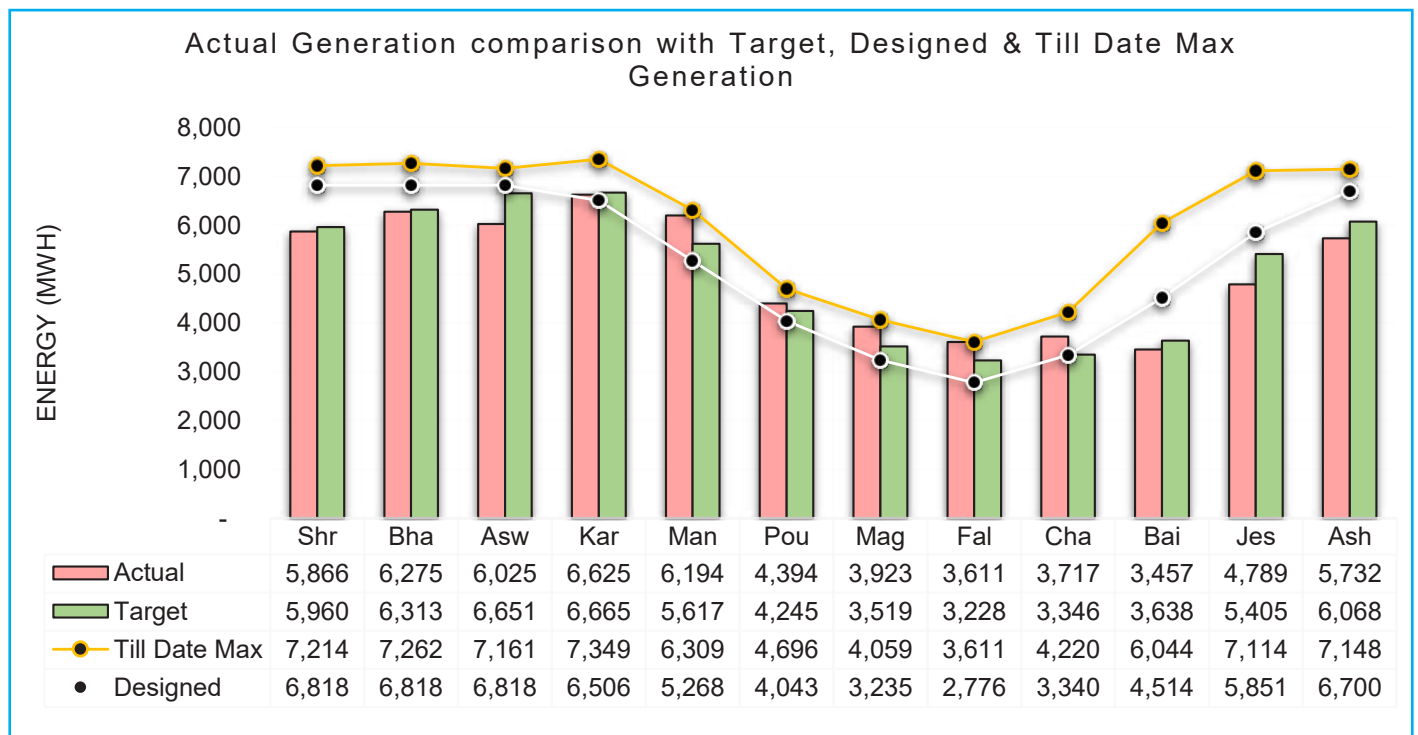
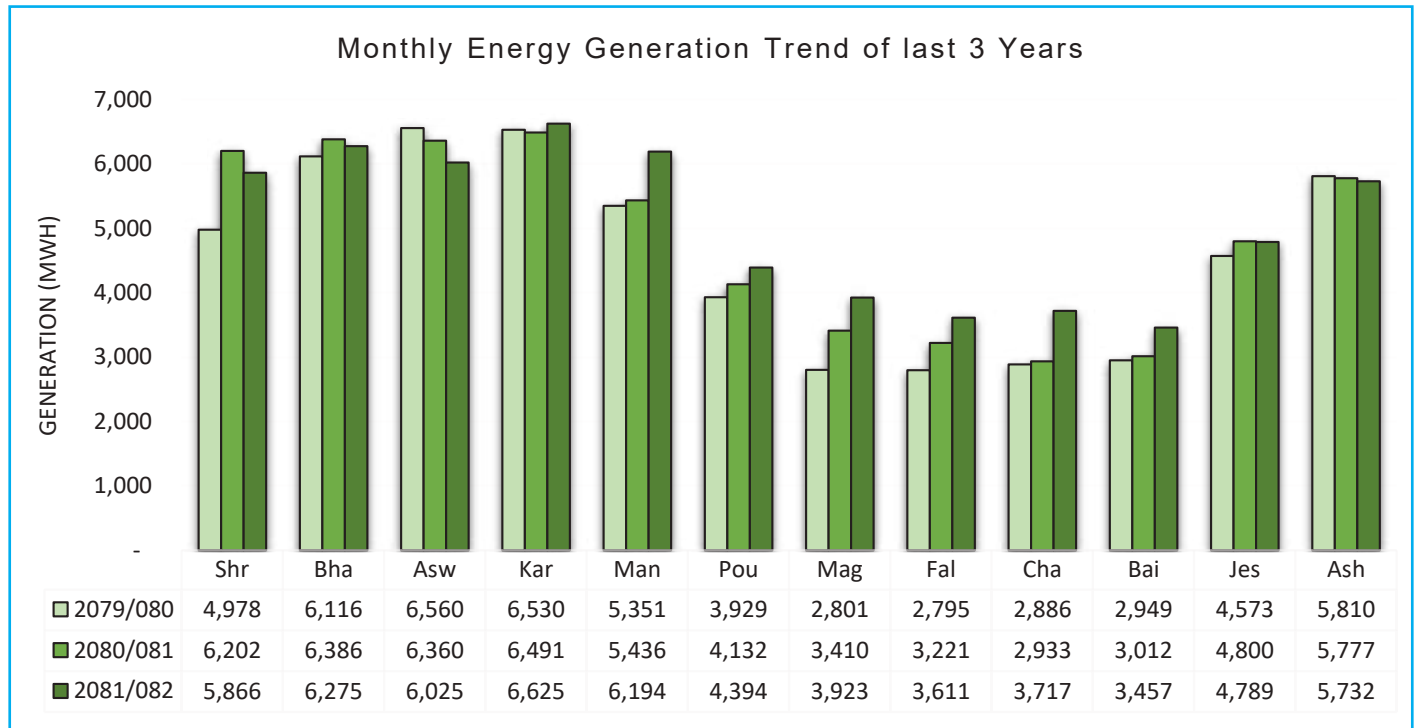
Extensive upgrades were recently completed at the hydropower facility to enhance reliability and efficiency. These included soft coating of a Francis Turbine and its guide vanes, shaft seal replacements for all units, and installation of new HP and LP compressors. New trashracks and beams were fabricated and installed at the dam and forebay sites, along with new forebay and gallery gates.

All seven barrage gate ropes were replaced, and new slip rings, carbon brushes, and holders were installed across all units. Additional improvements included electric hoists (5-ton and 3-ton sets), a new dry-type excitation transformer (6.3/270, 160 kVA), and a transformer oil filtration system. Bypass gates were also installed at the dam to improve operational flexibility.





The figures below illustrate the monthly energy generation trends over the past three years, comparing actual generation against both target and designed capacities.






Soft Coating of Guide Vanes



Slip Ring Installation



Soft Coating on runner



Electric hoist installation works at damsite



Installation of maintenance gates

ILLAM (PUWA KHOLA) HYDROPOWER STATION

The Ilam (Puwakhola) Hydropower Station is a run-of-river type plant located in Golakharka, Ilam, approximately 80 km northeast of Birtamode, Jhapa. The plant has an installed capacity of 6.2 MW, comprising two units of 3.1 MW each, and an annual designed generation of 48 GWh. It was commissioned in 1999 AD. The project was jointly funded by the


Government of Nepal and NEA.

As of the end of fiscal year 2081/82, the plant's cumulative energy generation has reached 798.4 GWh. During the current fiscal year, it generated 34.6 GWh—2% higher than the previous year—achieving 100% of the annual generation target.




Penstock sectional rectification works

SALIENT FEATURES	
Location	
Province	Koshi
District	Ilam
Intake site	Ilam-09
Power house site	Ilam-09
General	
Name of river	Puwakhola
Type of scheme	Run-of-the-River
Net head	304m



Capacity	6.2 MW
Year of Commissioning	2000 AD
Project cost	USD 15.7 Million
Contractors	
Civil	China National Water Resources and Hydropower Engineering Corporation and Laxmi Shrestha Co. (P), CWHEC-Laxmi J/V
Hydromechanical	Nepal Hydro & Electric (P) Ltd. (NHE), Butwal
Electromechanical	Dongfang Electric Corporation (DEC), China
Funding Agency	HMG/N & NEA
Project Duration	51 months (Oct 1995 -Dec. 1999)
Turbine	
Manufacturer	Dongfang Electric Corporation (DEC), China
Number & Type	2 (Two) / Horizontal Axis Pelton
Rated Output capacity	2 x 3300 kW
Rated Flow	2 x 1.25 m ³ /sec
Rated Speed	600 rpm
Generator	
Manufacturer	Dongfang Electric Corporation (DEC), China
Rated Capacity	2 x 3700 kVA
Rated Voltage	6.6 kV
Rated Power Factor	0.85
Type of Excitation System	Brushless Excitation System
Governor	
Type	Digital Control
Adjustment for Speed Droop	PID
Transformer	
Manufacturer	Schneider Electric Infrastructure Ltd., India
Rated Capacity	8000 kVA
Primary Voltage Level	33 kV
Secondary Voltage Level	6.6 kV
Transformer Vector Group	YNd11
Type of Cooling	ONAN
Transmission Line	
Conductor Type/Size	Dog
No. of Circuit	Single
Length	1 km
Transmission Voltage Level	33 kV
Hydrology	
Catchment Area	125.1 km ²
Design Discharge	2.5 m ³ /sec
Live storage volume	2057 m ³



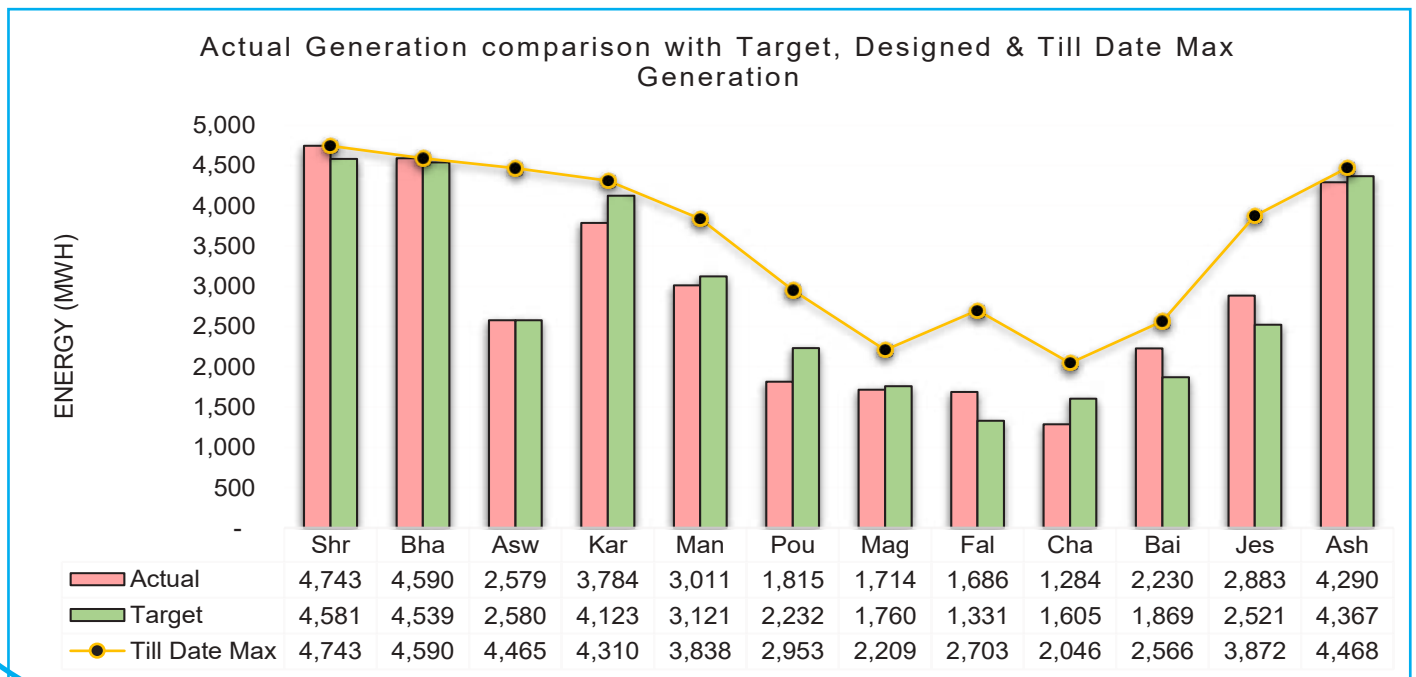
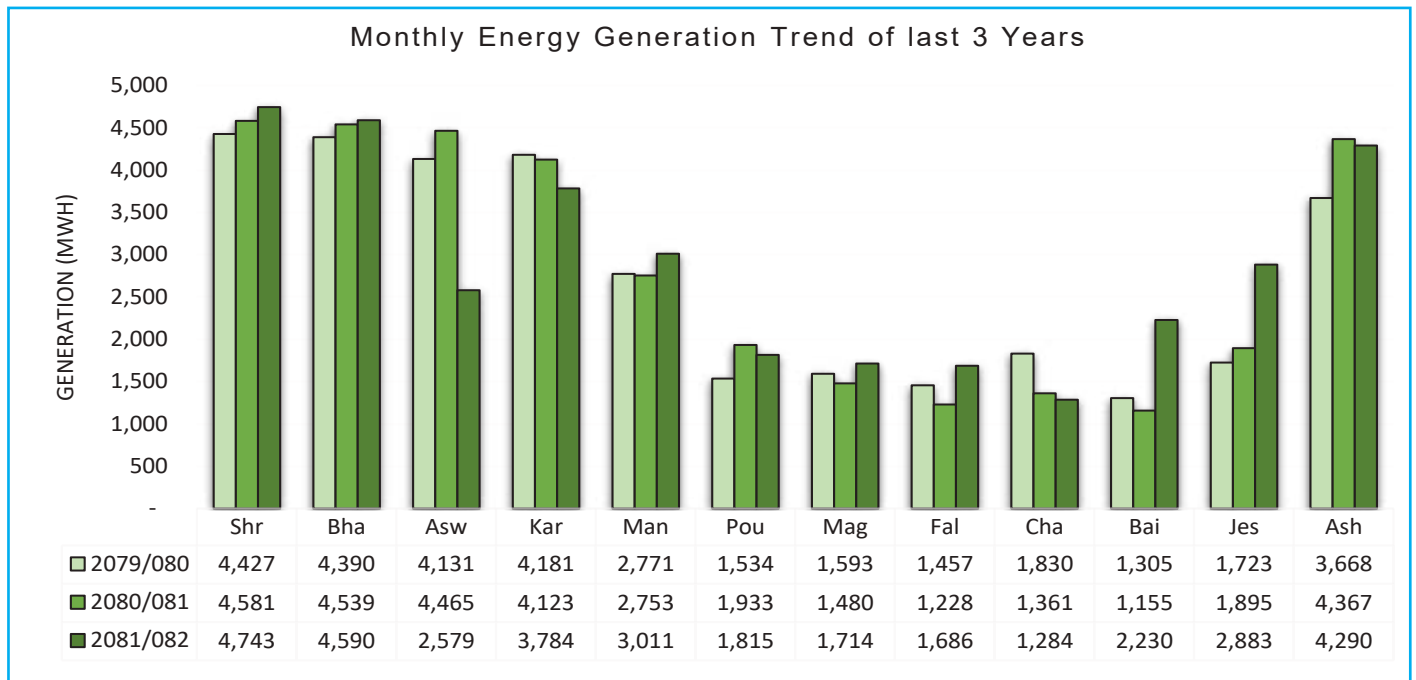
Key Activities And Achievements This Year

The hydropower station recently completed several key maintenance and repair activities. Penstock rectification was carried out between Anchor Blocks AB#03 and AB#5A, and the 3700kVA synchronous generator stator coil of Unit #02 was repaired with new terminal cables and improved insulation. In-house restoration of a 33kV outdoor VCB was completed, and the bearing oil cooler of Unit #02 was replaced to

resolve overheating issues.

Additional works included repairing the Pelton runner and turbine guide bearing, preventive maintenance of the 33kV switchyard and transformers, and civil improvements such as access road repairs and construction of a new store. A coffer dam was built, the chute of the diversion weir gate was repaired, and bush cutting and debris removal were carried out along the penstock and reservoir areas.

The figures below illustrate the monthly energy generation trends over the past three years, comparing actual generation against both target and designed capacities.






Repairing eroded chute of diversion weir gate of dam site



Penstock rectification works from Anchor Block AB#03 to AB#5A



Construction of Cofferdam for Repair and Maintenance of Intake



heating-drying of stator



Repairing of 3700kVA synchronous generator stator coil of unit#02 with new terminal cable

CHATARA HYDROPOWER STATION

Chatara Hydropower Station is a Canal drop type Hydro-Power station. It has an installed capacity of 3.2 MW with 2 units of 1.6 MW with an annual designed generation of 6 GWh. It is located in Chatara, Barhakshetra Municipality. The Powerhouse was handed over by Sunsari Morang Irrigation Project in the year 2053 B.S.

The operation of Multi Fuel Power Plant (which is

non-operational) is also now under the management of Chatara Hydropower Station.

The cumulative generation of the Chatara Hydropower Plant till the end of FY 2081/82 reached 70.8 GWh from its first run. The plant has generated 2.3 GWh of energy this year which is 32% less compared to the previous year. This value is 61% of target generation this year and is 39% of design generation.


SALIENT FEATURES

Type	Canal drop
OEM	Sulzer Escher Wyss, Germany
Location	Chatara, Sunsari
Installed Capacity	3.2 MW
Annual Average energy	6 GWh
Net Head	5.38 m
Turbine	
Number	2 Nos.
Type	Kaplan (Bevel Gear Bulb Turbine)
Rated Speed	165 rpm
Generator	
Type	Synchronous Generator
Rated Output	1627 kW
Rated Voltage	11 kV
Rated Frequency	50 Hz
Rated Speed	750 rpm
Power Transformer	3500 kVA, 11/33 kV
Transmission Line	33 kV, 14 km
Project Cost	NRs. 162.6 Million

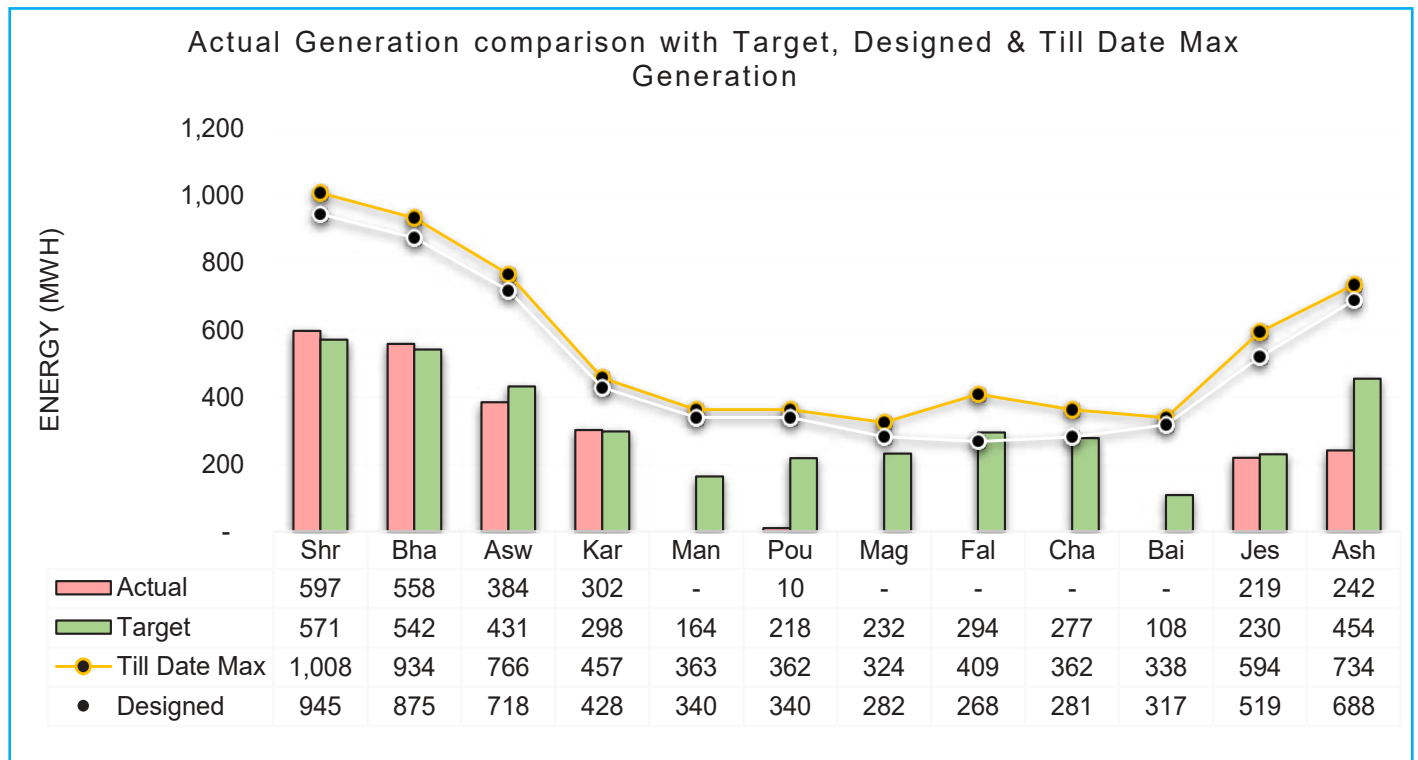
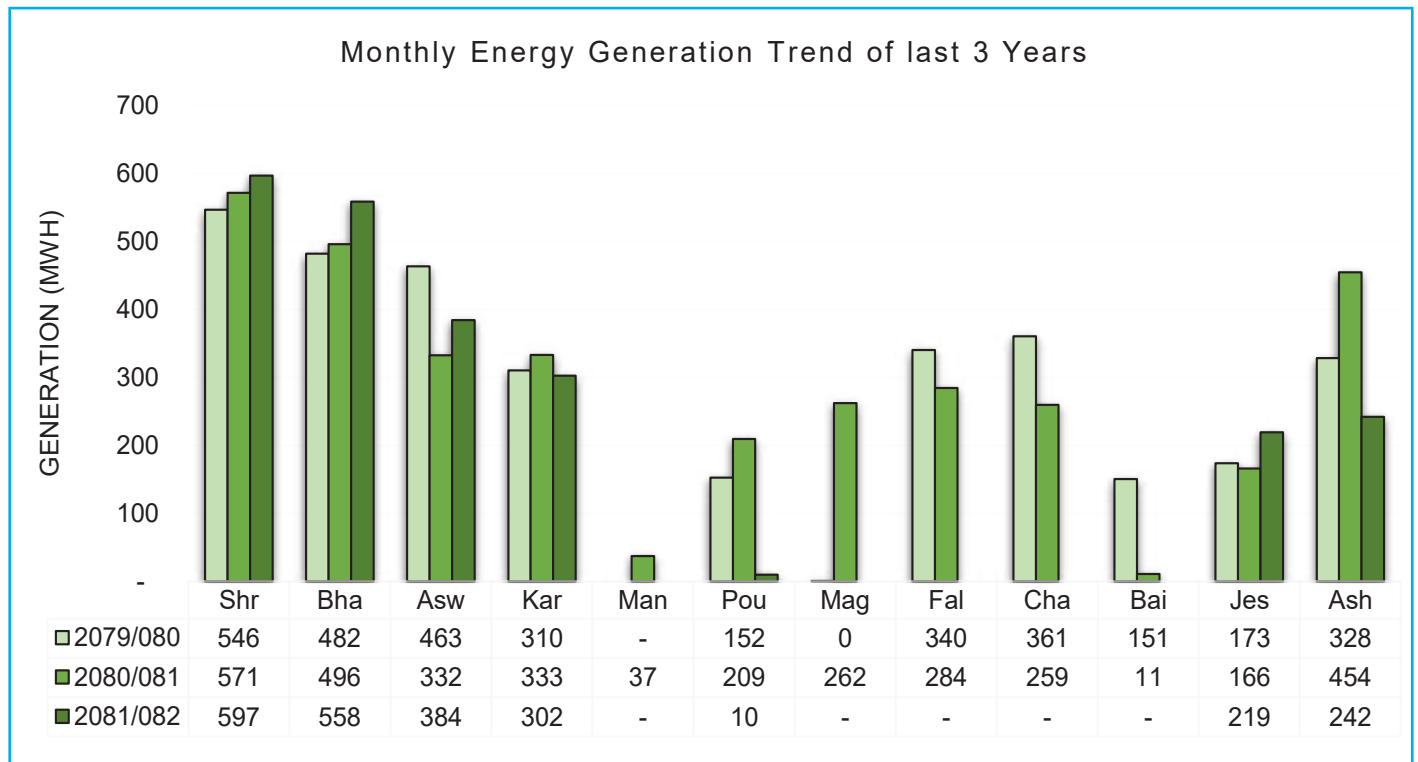
Key activities and achievements this year


Recent upgrades at the hydropower station include the installation of a 50kVA DG set in the powerhouse, replacement of the vane pump set and accumulator in the governor OPU, and modification of hydraulic

pipelines for the braking system and OPU. Two sets of 13m tubular steel H-poles were installed for 33kV river crossings, and repair and painting works were completed at the powerhouse and office building.



The figures below illustrate the monthly energy generation trends over the past three years, comparing actual generation against both target and designed capacities.





Control room



Chatara HPS with Intake and Gates



Intake Canal of CHPS



Gantry crane at intake

PANAUTI HYDROPOWER STATION

Panauti Hydropower Station is the third hydropower station which was constructed in Nepal. Commissioned in 2022 B.S, it is the first megawatt (MW) sized hydropower station in Nepal. It is a run-of-the-river hydroelectric plant on the Roshi Khola River. This power station is located at Khopasi, Kavre district, 35 km east of Kathmandu. It was built in 1965A.D. with the assistance from the Soviet Union at a cost of NRs 27 million. The plant has 3 units of Francis Turbine with 800kW each (one unit being standby) with annual designed generation of 6.97 GWh. The Project was designed for operation of only two units at a time with third unit as a standby. Open canal of 3,721 m long


with discharge of 3.2 m³/s from headwork to reservoir has seven (7) outlet gates for irrigation in the vicinity of Khopasi.

The cumulative generation of this plant till the end of FY 2081/82 reached 150.6 GWh from its first run. The plant has generated 1 GWh of energy this year which is 63% less compared to the previous year. This value is 33% of target generation this year and is 15% of designed generation. This major setback to the energy generation is due the damages caused by extreme flooding in the month of Asoj.

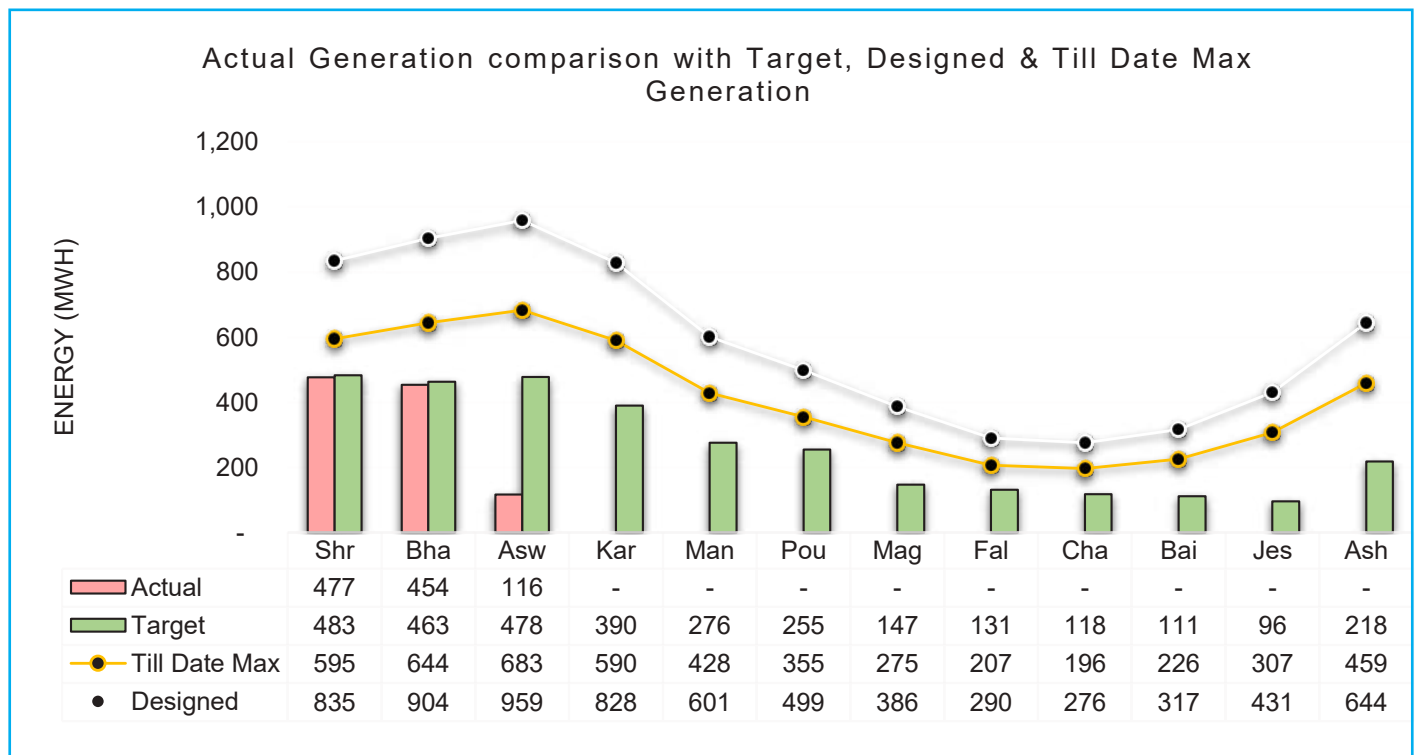
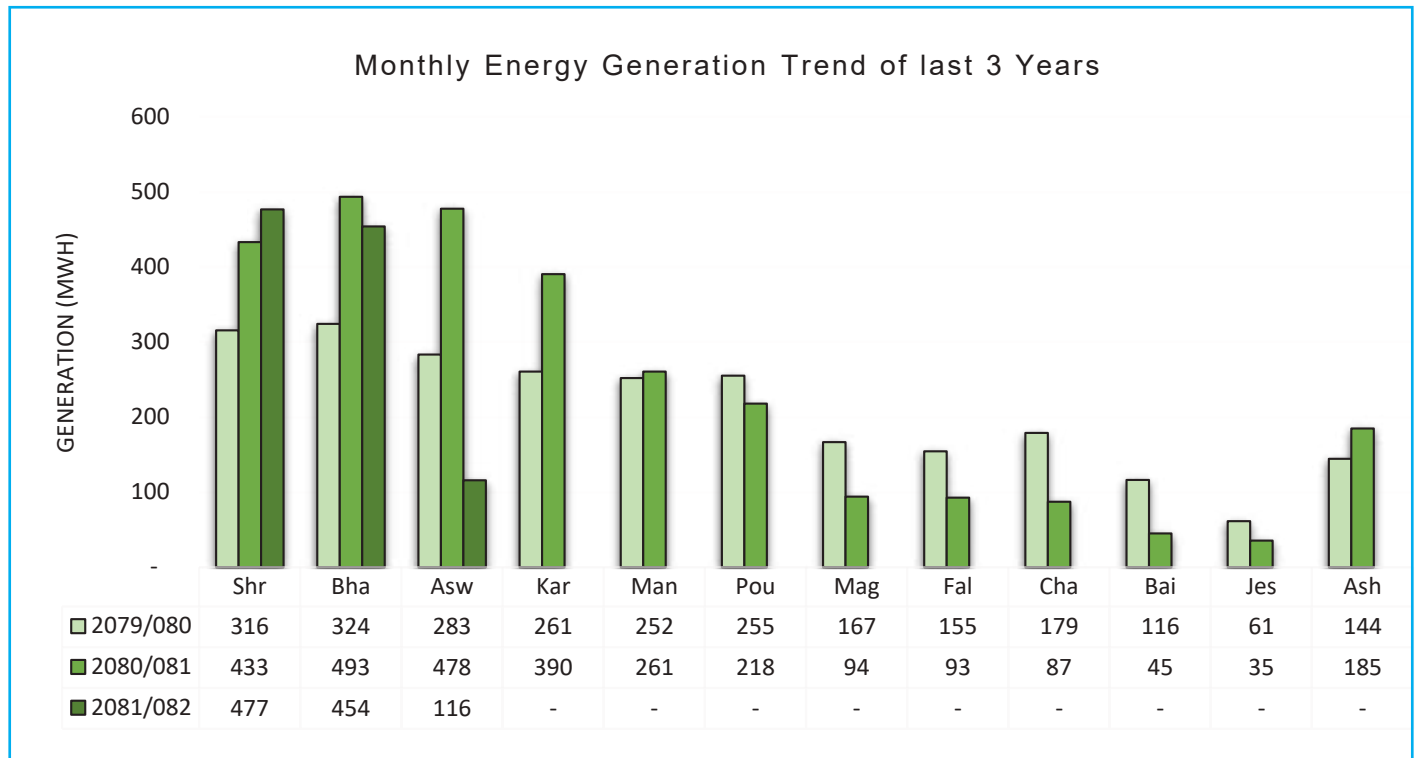
SALIENT FEATURES

Type	Run of River
OEM	V.V. KUBYSHEV ELECTRIC PLANT, USSR
Location	Panauti Municipality – 10, Khopasi
Installed capacity	2.4 MW
Designed annual energy	6.97 GWh
Maximum gross head / Net head	66 m /60 m
Waterways	
Total length of the Canal	3.721 km
Discharge Capacity of Canal	3.2 m ³ /s
Live storage volume of Regulating Reservoir	50,000 m ³
Penstock	1 no.s, 370m long, diameter 1.4 m
Turbine	
Number and Type	3, Horizontal Francis
Rated discharge	1.61 m ³ /s
Rated output	0.85 MW
Rated speed	1000 rpm
Generator	
Rated output	1000 kVA
Rated voltage	6.3 kV
Rated frequency	50 Hz
Power factor	0.8
Power transformer	1550 kVA x 2 Nos., 6.3 kV/33 kV, 3 phase
Transmission line	33 kV, 20 km, single circuit
Project Cost	NRs. 27 million





The figures below illustrate the monthly energy generation trends over the past three years, comparing actual generation against both target and designed capacities.





Damage Assessment and Restoration Plan Following 2081 Ashoj Flood and Landslides

During the period of Ashoj 11–12, 2081, the site experienced extreme rainfall that triggered devastating flooding and landslides. These events caused extensive damage to the headworks and powerhouse facilities.

The river path at the headworks was significantly distorted, and the forebay pond became filled with floodborne debris originating from the canal. Frontal and backside landslides, along with a blockage in the tailrace river caused by the backside slide, led to the complete submergence of the powerhouse under mud and water. This incident resulted in the loss or severe damage of various equipment and tools. Control and protection panels were entirely submerged, filled with mud, and rendered beyond repair.

Since the incident, the plant has remained non-operational.

In response, critical civil works such as drainage improvement, construction of revetment walls, and gabion wall installations have been undertaken to

stabilize the frontal landslide area. The powerhouse premises, including the interior, have been cleaned and cleared of debris.

Key components such as governors, power transformers, generators, and runners are currently undergoing thorough inspection and cleaning. Encouragingly, many of these items have been found operable after assessment.


To restore functionality, the plan moving forward includes:

- Procurement and installation of new control panels,
- Execution of essential civil works including protection from landslides (both frontal and backside),
- Cleaning of the forebay pond,
- River training and debris removal in the headworks area.

The target is to restore and bring at least two generating units back into operation by the end of the current fiscal year.




On going site cleaning works



Before flood



After flood



SETI HYDROPOWER STATION

Seti Hydropower Plant is a run-of-river type with installed capacity of 1.5 MW and designed generation of 9.8 GWh consisting of 3 units each of 0.5 MW. It is located at Nadipur, Pokhara, 03. The canal for this plant is primarily used for irrigation purposes, looked after by Irrigation Division Office, Pokhara and hence, the operation of this plant is affected by irrigation as well.

The cumulative generation of this plant till the end of FY 2081/82 reached 394.2 GWh from its first run. The plant has generated 11.3 GWh of energy this year which is 4% less compared to the previous year. This value is 95% of target generation this year and is 115% of design generation.

SALIENT FEATURES

Type	Run of River
OEM	Hangchow Electrical Equipment Works, The Peoples' Republic of China
Location	Nadipur, Pokhara
Installed capacity	1.5 MW
Annual average energy	9.8 GWh
Maximum Net head	22.5 m
Total length of the waterways	7.7 km
Penstock	1 No., 90m long, Dia 2.4m, steel lined
Turbine	
Number and Type	3, Horizontal Francis
Rated discharge	2.96 m ³ /s
Rated output	543 kW
Rated speed	500 rpm
Generator	
Rated output	500 kW
Rated voltage	6.3 kV
Rated frequency	50 Hz
Power factor	0.8
Power transformer	650 kVA, 6.3/11 kV, 3 Nos.
Transmission line	11 kV

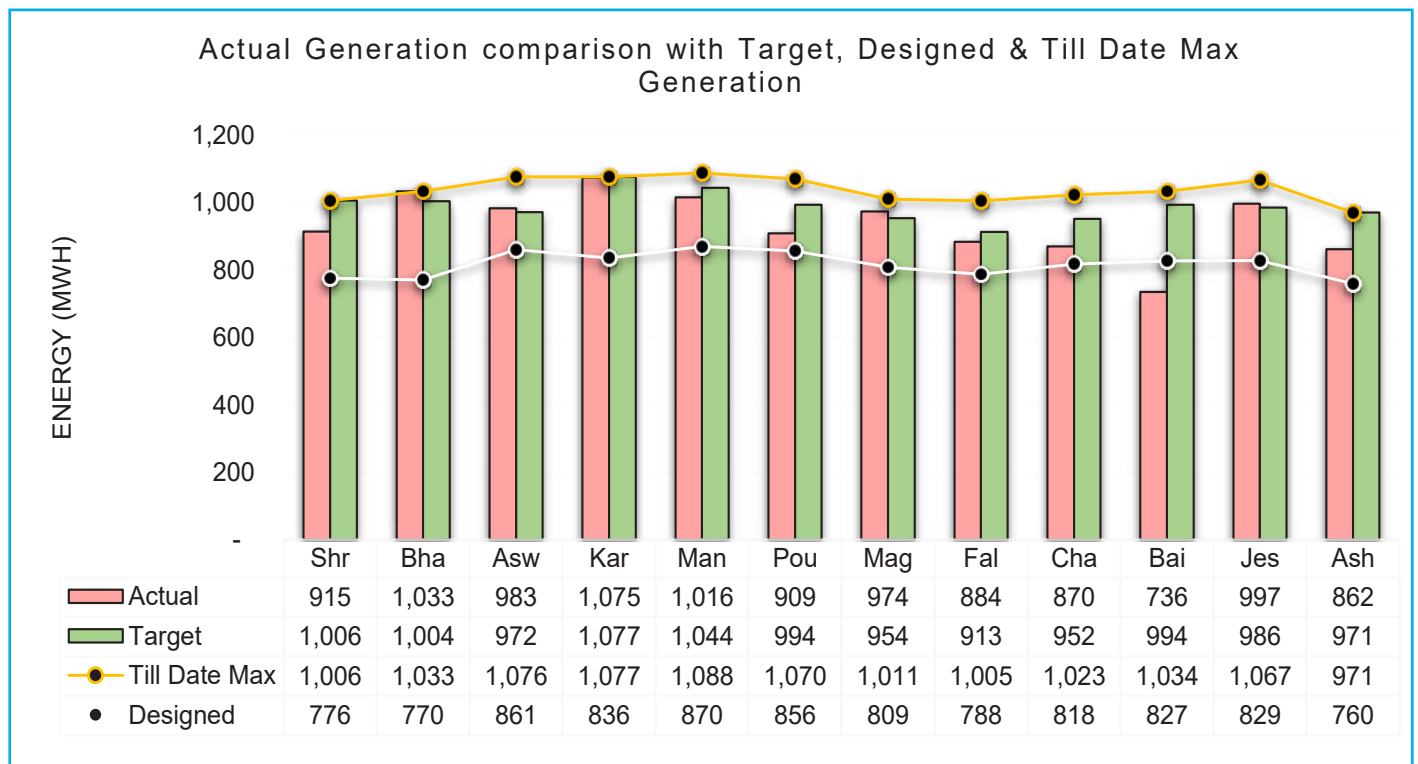
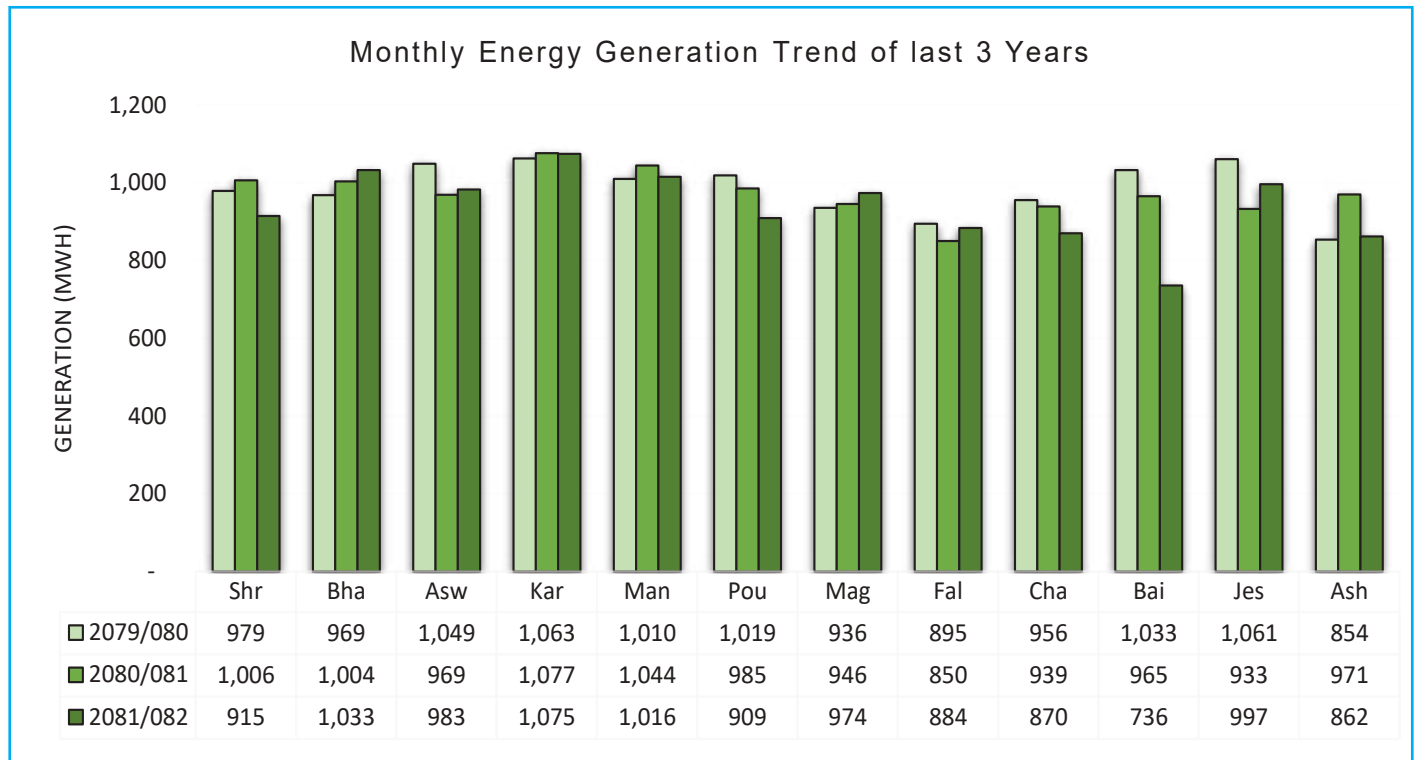
Key activities and achievements this year:


As part of the ongoing rehabilitation efforts at the Seti Hydropower Plant, several key upgrades and maintenance activities have been completed. Around 1 kilometer of the 11 kV transmission line to Kudahar Substation has been upgraded with a 0.1 sq. inch PVC-insulated covered conductor. New digital excitation systems were installed at Unit No. 2 and Unit No. 3, and hydraulically operated butterfly-type main inlet

valves were fitted at Unit No. 1 and Unit No. 3. The old EOT crane was replaced with a modern unit, and a new trash rack system with hoisting assembly was commissioned at the forebay. Unit No. 3 underwent a full overhaul, and all six flushing gates at the desander basin received seal replacements and maintenance. These interventions are expected to enhance the plant's efficiency, safety, and long-term reliability.



The figures below illustrate the monthly energy generation trends over the past three years, comparing actual generation against both target and designed capacities.





MIV testing works



EOT Crane installation works



Gate Seal Replacement



Trash rack with hoisting

FEWA HYDROPOWER STATION

Phewa hydropower station is a canal drop type Power Plant having an installed capacity of 1.0 MW and located at Pardi, Birauta, Pokhara with an annual designed generation of 6.5 GWh. It consists of 4 units each 0.25 MW. It was commissioned in 1969 AD and developed jointly by the Government of India and Government of Nepal. The public encroachment of power canal leading to Powerhouse is a concern for normal operation regardless of the availability of generating units.

Out of 4 units, unit no. 2 and unit no. 4 were in shut down condition for about 2 years due to the rotor/stator armature coil burnout while other two units, unit no.1 and unit no.3 are in normal operating condition.

The cumulative generation of this plant till the end of FY 2081/82 reached 104.9 GWh from its first run. The plant has generated 1 GWh of energy this year which is 13% less compared to the previous year. This value is 51% of target generation this year and is 15% of designed generation.

SALIENT FEATURES

Type	Canal Drop
OEM	AEG, Germany
Location	Baidam, Pokhara
Installed capacity	1.0 MW
Annual average energy	6.5 GWh
Net head	74.68 m
Total length of the waterways	1.0 km
Turbine	
Number and Type	4, Horizontal Francis
Rated speed	1000 rpm
Generator	
Rated output	288 kW
Rated voltage	400 V
Rated frequency	50 Hz
Power transformer	350 kVA, 0.4/11kV, 4 Nos.
Transmission line	11kV

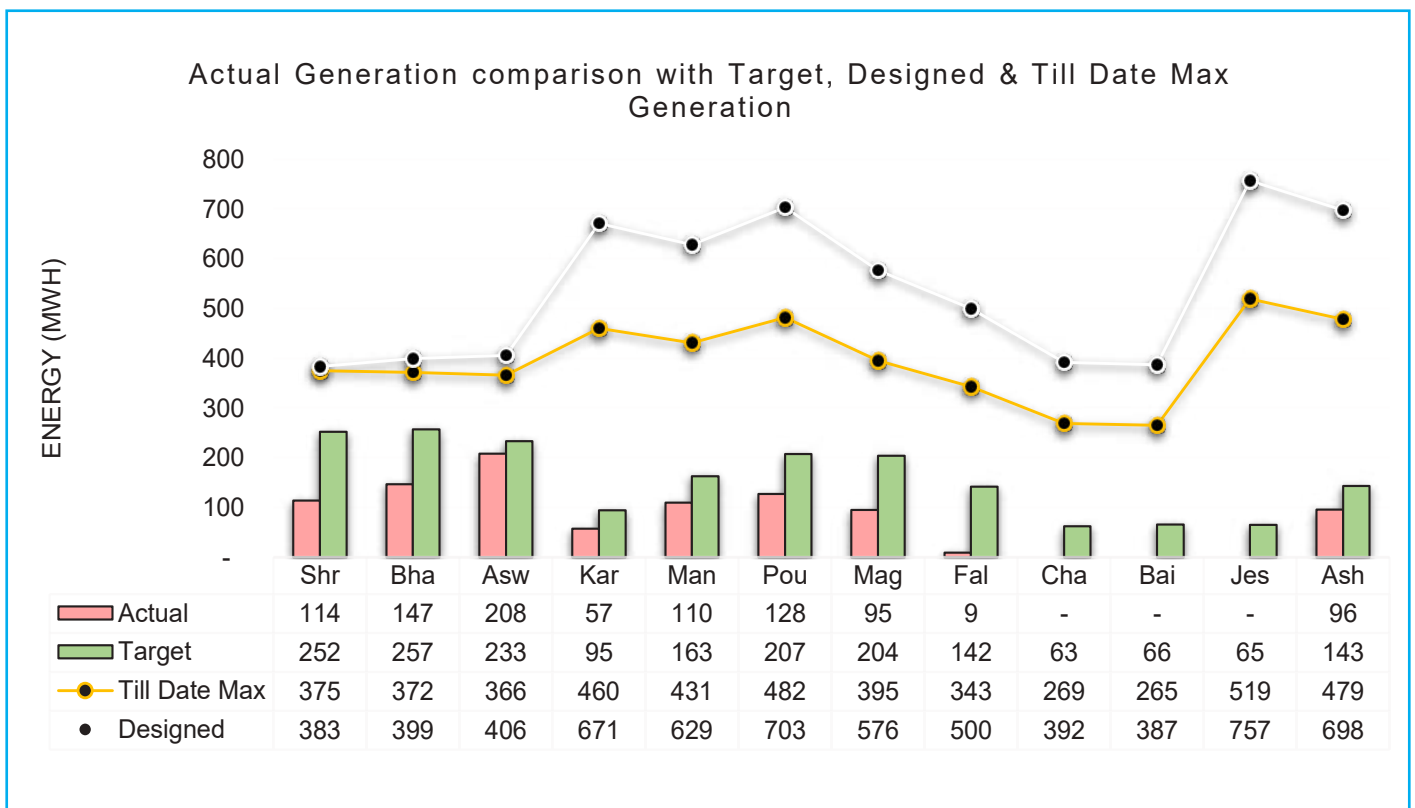
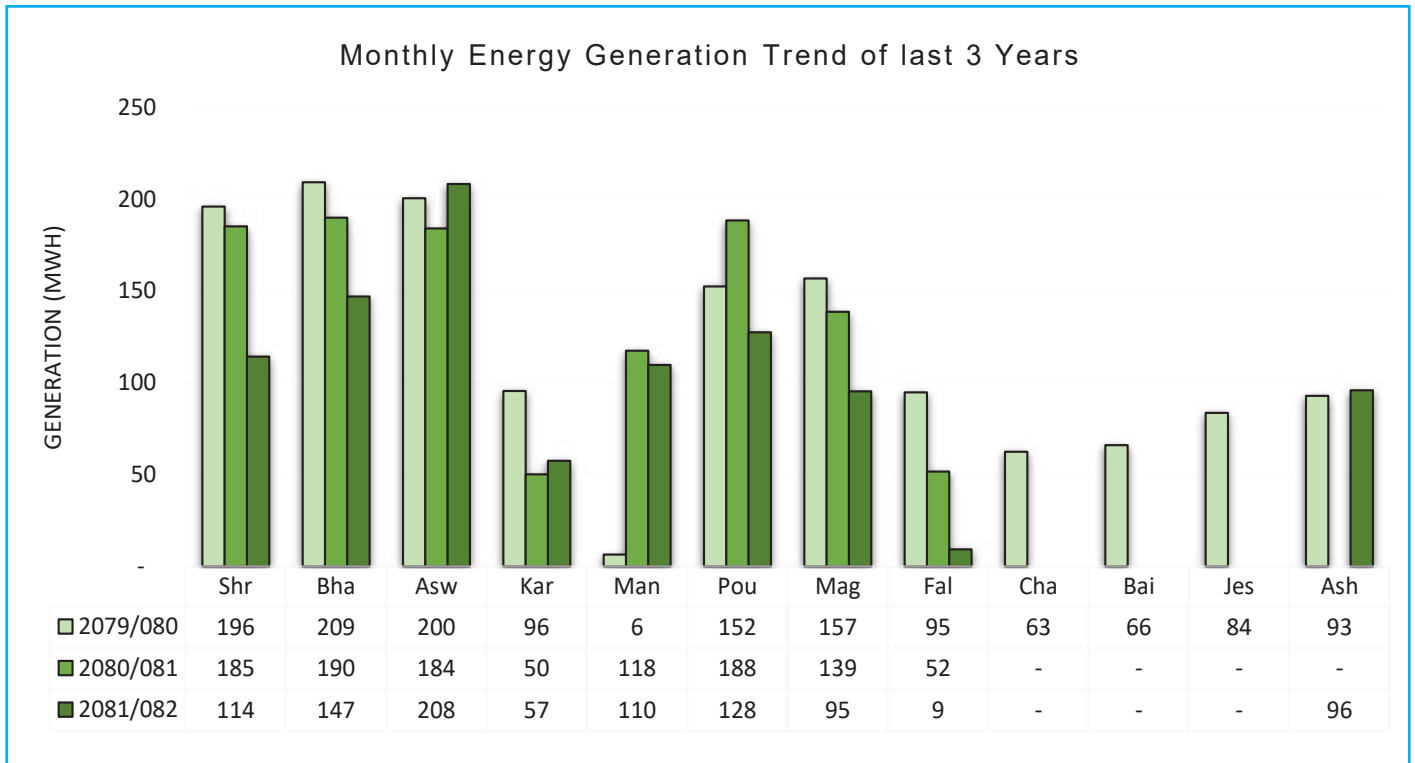
Key activities and achievements this year


Main activities this fiscal year included the complete overhauling of Unit No. 3 to restore optimal performance. Civil repair and maintenance works were also carried out across critical infrastructure, including the headrace power canal, control room,

store room, and the Phewa powerhouse. To mitigate erosion and prevent local encroachment, concrete pillars were constructed along a 1.5 km stretch on the right bank of the power canal, extending from the Ram Mandir intake gate to the forebay.



The figures below illustrate the monthly energy generation trends over the past three years, comparing actual generation against both target and designed capacities.





Concrete Pillar for land Protection



SUNDARIJAL HYDROPOWER STATION

Sundarijal Hydropower Station is located at Gokarneshwor Municipality, 15 km northeast of Kathmandu and serves twin purpose of water supply and energy.

The tail-water discharge is utilized for water supply system to Kathmandu Valley. It has two Turbo-Generator sets with total installed capacity of 640 kW & the plant capacity has been upgraded to 970 kW and also successfully commissioned and synchronized with national grid in the Fiscal year 2020/21 under Tinau-Sundarijal Hydropower Station Rehabilitation

Project. This Plant was erected under Colombo Plan scheme and is the second oldest hydropower plant constructed in Nepal.

The cumulative generation of this plant till the end of FY 2081/82 reached 160.2 GWh from its first run. The plant has generated 6.6 GWh of energy this year which is 6% more compared to the previous year. This value is 105% of target generation this year and is 138% of designed generation.

SALIENT FEATURES

Type	Run-of-river
Location	Sundarijal, Kathmandu
Installed capacity	970 kW
Annual average energy	4.77 GWh
Maximum Net head	216.0 m
Penstock	1386m long, Dia. 0.45m/0.30m
Turbine	
OEM	BFL, India after Rehabilitation and Upgradation (Original: England)
Number and Type	Two, Horizontal Pelton
Rated output	485 kW per unit
Rated speed	750 rpm
Generator	
OEM	Kirloskar, India
Rated output	
Rated voltage	400 V
Rated frequency	50 Hz
Power factor	0.85
Power transformer	11 kV
Transmission line	11 kV

Key activities and achievements this year

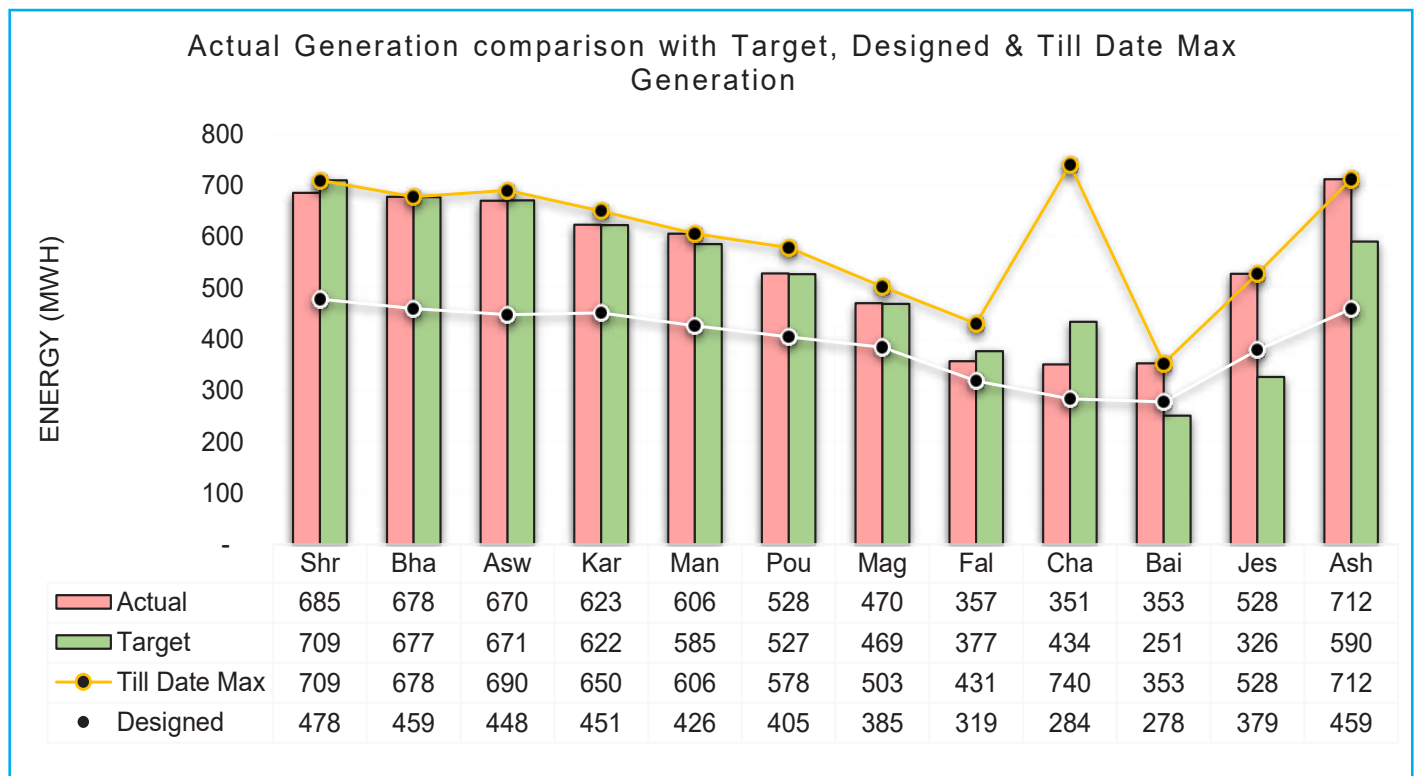
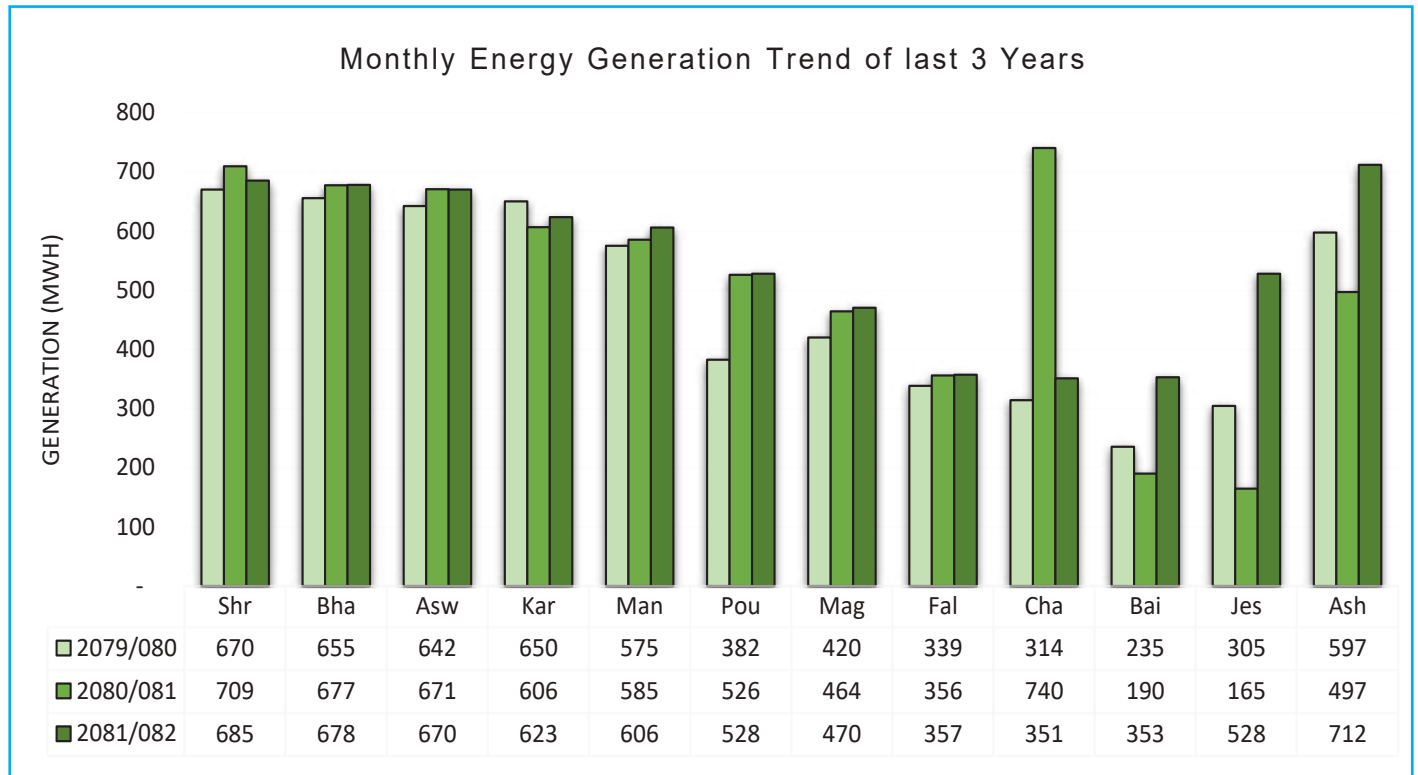
Maintenance activities were focused on enhancing operational reliability and safety. Deposited debris in the intake pond was thoroughly cleaned to ensure unobstructed water flow. The sluice gates underwent inspection and necessary repairs, while maintenance work was carried out on the common 2000A-rated air


circuit breaker. Repairs were also conducted to address nitrogen leakage from the accumulator of Unit No. 2. Furthermore, the trash rack at the tunnel was repaired and is now subject to regular cleaning, particularly during the wet season, to maintain efficient intake operations.





The figures below illustrate the monthly energy generation trends over the past three years, comparing actual generation against both target and designed capacities.





Turbine Floor



Deposit Debris Cleaning at Intake 3



Repair of ACB 2



Maintenance of OPU 2

PHARPING HYDROPOWER STATION

Pharping Hydropower Station, Nepal's first and Asia's second hydropower plant, signifies the beginning of the nation's journey into electricity generation. Located 12 km south of Kathmandu in Dakshinkali Municipality, the plant was inaugurated on 22 May 1911 (9th Jestha 1968 B.S.) by King Prithvi Bir Bikram Shah Dev, marking a historic milestone in the country's energy sector.

The project was initiated following Prime Minister Chandra Shamsheer's visit to Britain in 1964 B.S., which

led to the formation of a planning committee headed by Executive Engineer Col. Kishor Narasingh Rana. British engineer Bernard Pontet prepared the project estimates, while T.E. Lynch supervised equipment installation. Constructed within just 20 months with the assistance of Nepalese and Indian technicians, the project was fully funded by the Government of Nepal, with turbines and generators provided as a grant by the British Government.



Proposed layout for Pharping Museum

Operation and Maintenance

The station consists of two generating units of 250 kW each, with a total installed capacity of 500 kW. It remained operational until 1982 AD (2038 B.S.), after which generation ceased due to the diversion of penstock water for Kathmandu's drinking supply by

Kathmandu Upatyaka Khanepani Limited (KUKL). Although not in regular operation, the plant is kept on standby and occasionally run for demonstration.

After 25 years of dormancy, major repairs and overhauls were completed in FY 2062/63, and the



units were tested and reconnected to the Integrated Nepal Power System (INPS) on 20 December 2006.

In recognition of its historical importance, Nepal Electricity Authority (NEA) has initiated the development of the site into a hydropower museum

through NEA Engineering Company. The ongoing master plan includes restoration of structures, modern museum design, equipment maintenance, and visitor facilities to establish the site as a knowledge hub for students and researchers.

Master plan of proposed museum

SALIENT FEATURES	
Reservoir	
Diameter	200 ft
Depth	18 ft
Total Storage Capacity	5, 28,783.00 cu. ft.
Penstock Pipe	
Diam (internal)	20 inches
Total length of pipes	2538 feet
Power Station General	
Design Head	682 feet
Installed Capacity	500 kW
Number of units	Two
Turbine Generator Sets	Two
Shaft Configuration	Horizontal
Turbine	
Type	Pelton
Revolution	600 rpm
Manufacturer	GE company, USA
Generator	
Type	Synchronous, 3 Phase
Capacity	312.5 kVA
Power Factor	0.8
Rated Voltage	3.3 kV
Rated Current	54.8 A
Configuration	Y
Excitation Voltage	37 V
Excitation Current	169 A
Transformer:	
Capacity	350 kVA
Voltage Level	3.3/11 kV
Numbers	2
Breaker Type	MOCB all
M/C Synchronized	11 kV
Overhead Transmission Line:	
Length	6 miles
Poles	Steel
Type	Wooden
Two major crossings on Bagmati River	600 ft & 800 ft long

THERMAL PLANTS

Nepal Electricity Authority (NEA) owns only two thermal power plants, which currently remain largely inactive due to the dominance of hydropower in the national energy mix. The Hetauda Diesel Power Plant, with an installed capacity of 14.41 MW, is located in Hetauda, Makawanpur. Commissioned in two phases—with three English units in 1963 and four Russian units in 1980—its development was supported by the British Government and the Government of Nepal. While the plant played a key role in earlier decades, its operation in recent years has been minimal, primarily limited to testing purposes. It is now managed by Kulekhani III Hydropower Station. Since its commissioning, the plant has generated a cumulative total of 155.53 GWh.



Hetauda Diesel Plant

The Multifuel Power Plant, situated in Bansbari, Morang, within Nepal's Eastern Industrial Corridor, boasts an installed capacity of 39 MW. The initial 26 MW capacity was commissioned in the fiscal year 1990/91, followed by an additional 13 MW added during the fiscal year 1997/98. The plant comprises six Wartsila diesel engines fueled by furnace oil (FO). Power generation is facilitated through two Leroy Somer generators, each rated at 7.5 MVA, and four Alstom generators, each rated at 8.144 MVA. Currently, the Multifuel Power Plant operates under the oversight of Chatara Hydro Power Station.

A comprehensive major overhaul of all six units was completed in 2013. Since its commissioning, the plant has successfully generated approximately 593 GWh of electrical energy, contributing significantly to the regional power supply.



Multifuel plant

GENERATION DEVELOPMENT AND SUPPORT DEPARTMENT

This is a newly formulated Department by NEA Board by merging two departments namely Generation Development Department and Technical Support Department). Its objective is to develop and construct new power projects and support to various O & M issues of the plant under operation. After Upper Trishuli 3A and Kulekhani III HPS, however, NEA hasn't undertaken any new construction project. However, a number of hydropower projects are under development and construction under subsidiary company with major financing from NEA.

NEA has signed an MOU with the School of Engineering, Kathmandu University for "Green hydrogen technologies contributing to the domestic economy with better utilization of hydropower electricity" in last Fiscal Year. The prime objective of this program

is to expedite the capacity development of academic institutions and NEA for better utilization of hydropower electricity for the promotion of industrial development in Nepal. The present status of the project seems submission of "Desk Study Report" by KU till now and further work is under progress.

To ensure reliable and smooth operation of Power Plants under Generation Directorate, this department provides technical assistance either by mobilizing technical persons or providing technical advices/ comments on related files/ works as per needed. Also, the department deals in reviewing the inception, assessment and final reports of related Power Plants seeking for Rehabilitation and Modernization.



ELECTROMECHANICAL WORKSHOP CONSTRUCTION PROJECT

NEA is advancing the establishment of a state-of-the-art electromechanical workshop under the 'Electromechanical Workshop Construction Project' led by the Generation Directorate. Designed as a company-model facility, the workshop will specialize in repairing and maintaining a wide range of electromechanical equipment used in NEA powerhouses.

The initial phase focuses on repairing turbines and components for NEA-owned hydro power stations (HPSs), fabricating small to medium parts, producing hydro mechanical components for IPPs and irrigation projects, and implementing HVOF coating. Long-

term plans include fabricating large hydro mechanical components, on-site overhauls, material testing, electrical system assessments, and human resource development for repair and maintenance.

Progress to date includes completing the detailed feasibility study, selecting the site at Aanboo Khai-reni, Tanahun, finalizing structural designs and cost estimates for the pre-engineered building (PEB), and initiating the bidding process for construction. Preparation of technical specifications for machinery is underway, with retendering planned once the budget is secured.



Planned layout of Machineries for Electromechanical Workshop

HYDROPOWER PLANT AUTOMATION PROJECT

Many hydropower plants under the Nepal Electricity Authority (NEA) are facing challenges due to aging infrastructure and outdated technology. A key issue is the continued use of conventional relay logic and electro-mechanical relays, which are now obsolete and difficult to maintain due to lack of manufacturer support and spare parts. This has led to increased system failures, unnecessary tripping, and prolonged shutdowns in plants such as Kulekhani I, Kulekhani II, and Marsyangdi.

Gate control systems in plants like Kulekhani I, Marsyangdi, and Kaligandaki 'A' are also outdated, with many gates requiring manual operation. This not only slows response time but increases risks during emergencies, potentially damaging critical structures.

To address these issues, NEA launched the Hydropower

Plant Automation Project in FY 2079/80. The project aims to replace obsolete equipment with modern PLC-based control systems and numerical relay-based protection systems, and to integrate SCADA and Distributed Control Systems (DCS) for improved reliability and automation.

In FY 2080/81, the first phase of the Hydropower Plant Automation Project commenced with the awarding of a contract for control and protection system upgrades at Kulekhani I and II. In the current fiscal year, installation work for the new equipment has officially begun.

These efforts are vital for enhancing plant reliability, safety, and operational efficiency across NEA's hydropower fleet.




Contract signing ceremony




DETAILS OF NEA POWER PLANTS

Power Stations	Year	Type	Head (m)	Unit Discharge (cum/s)	Installed Capacity (MW) No.s of Unit x Unit Capacity	Design Generation (GWh)	Max. generation in a year till date (GWh)	Runner type	Generator Capacity (MVA)	Generator Voltage (kV)	No. of Poles/RPM	Transmission Voltage(kV)	Power Transmitted to
Kaligandaki 'A'	2002	Peaking ROR	130/115	47	3 X 48 = 144	974.8	974.8 (2078/79)	Francis (vertical)	56.5	13.8	20/300	132	Butwal-2 Ckt, Syangja-1 Ckt
Mid-Marsyangdi	2008	Peaking ROR	110/98	42.4	2 X 35 = 70	471.3	471.3 (2075/76)	Francis (vertical)	39	11	18/333.3	132	Markhichowk-1 Ckt, Damauli-1 Ckt
Marsyangdi	1989	Peaking ROR	90.5(Net head)	30.5	3 X 23 = 69	483.9	483.9 (2052/53)	Francis (vertical)	30	11	20/300	132	Syuchatar-1 Ckt, Markhichowk-2 Ckt, Bharatpur-2 Ckt
Upper Trishuli 3A	2019	ROR	144.5 (Gross head)	25.5 m ³ /s based on 70% exceedance flow	2 X 30 = 60	432.8	432.8 (2076/77)	Francis (vertical)	36	11	14/428.6	132	Trishuli 3B Hub-2 Ckt
Kulekhani I	1982	Seasonal Storage	550 (Rated head)	6.05	2 X 30 = 60	249.7	249.7 (2056/57)	Pelton (vertical)	35	11	10/600	66	Hetauda-2 Ckt, Suichatar-2 Ckt
Kulekhani II	1986	Cascade plant of Kulekhani I HPP	310/284.1	8.325	2 X 16 = 32	122.8	122.8 (2056/57)	Francis (vertical)	18.8	6.6	8/750	132	Matatirtha-2 Ckt, Hetauda-2 Ckt
Chameluya	2018	Peaking ROR	103.70/ 94	17.5	2 X 15 = 30	161.4	161.4 (2075/76)	Francis (vertical)	16.2	11	14/428.6	132	Syule Substation-2 Ckt
Trishuli	1967	Peaking ROR	51.4	7.8(3 Units) & 8.35(4 Units)	6 X 3.5 + 1 X 3 = 24	154.4	154.4 (2053/54)	Francis (horizontal)	3.889	6.6	12/500	66	Chilime-1 Ckt, Devighat-1 Ckt, Balaju-2 Ckt
Gandak	1979	Canal Drop	7.59 / 6.09	103.84	3 X 5 = 15	52.3	52.3 (2043/44)	Kaplan	5.9	6.6	56/107	132	Bardaghat-1 Ckt
Modi	2000	ROR	66.96 (Net head)	12.5	2 X 7.4 = 14.8	79.6	79.6 (2078/79)	Francis	8.26	6.6	14/428.6	132	Pokhara-1 Ckt, Lower Modi-1 Ckt
Devighat	1984	Cascade of Trishuli HPP	40.5/ 39	15.1	3 X 5 = 15	106.3	106.3 (2056/57)	Francis (vertical)	6.25	6.6	18/333.33	66	Trishuli-1 Ckt, Chapali-2 Ckt
Kulekhani III	2019	Cascade plant of Kulekhani I HPP & Kulekhani II HPP	109.8/103.17	16	2 X 7 = 14	36.2	36.2 (2078/79)	Francis (vertical)	8.56	6.6	10/600	132	Hetauda-1 Ckt






Power Stations	Year	Type	Head (m)	Unit Discharge (cum/s)	Installed Capacity (MW) No.s of Unit x Unit Capacity	Design Generation (GWh)	Max. generation in a year till date (GWh)	Runner type	Generator Capacity (MVA)	Generator Voltage (kV)	No. of Poles/ RPM	Transmission Voltage(kV)	Power Transmitted to
Sunkoshi	1972	ROR	30.5 (Designed head)	13.3	3 X 3.35 = 10.05	66.4	66.4 (2068/69)	Francis (vertical)	3.35	6.3	20/300	66	Panchkhal- 1 Ckt
Puwa	1999	ROR	304 (Net head)	1.25	2 X 3.1 = 6.2	37.7	37.7 (2078/79)	Pelton	3.7	6.6	10/600	33	Godak, Illam- 1 Ckt
Chatara	1996	Canal Drop	5.38	33.63	2 X 1.6 = 3.2	5.2	5.2 (2063/64)	Kaplan (Beverl Gear Bulb)	1.752	11	8/750-Rotor, 165-Runner	33	Dharan-1 Ckt,
Panauti	1965	ROR	66/ 60	1.61	3 X 0.8 = 2.4	4.7	4.7 (2058/59)	Francis (horizontal)	1	6.3	6/1000	33	Bhaktapur-1 Ckt
Seti	1985	ROR	22.5 (Net head)	1.61	3 X 0.5 = 1.5	11.7	11.7 (2077/78)	Francis (horizontal)	0.625	6.3	12/500	11	Kuder-1 Ckt
Fewa	1969	Canal Drop	74.68 (Net head)	-	4 X 0.25 = 1	3.9	3.9 (2034/35)	Francis (horizontal)	0.272	0.4	6/1000	11	Kuder-1 Ckt
Sundarjal	1934	ROR	216 (Net head)	0.76	2 X 0.485 = 0.97	6.1	6.1 (2078/79)	Pelton (horizontal)	6	3.3	8/750	11	Chahbil- 1 Ckt
Pharping	1911	Pondage	208	-	2 X 0.25 = 0.5	-	(2064/65)	Pelton (horizontal)	0.313	3.3	10/600	11	
Multifuel	1990	Thermal (Furnace Oil & Diesel Fueled)	-	-	6 X 6.5 = 39	-	86.2 (2055/56)		7.5 (4 Units)& 8.144 (2 Units)	11	8/750	33	Duhabi-2 Ckt
Hetauda Diesel	1963	Thermal (Diesel Fueled)	-	-	4 X 2.5+3 X 1.47	-	24.2 (2055/56)		3.125 & 1.8625	11	0	11	Hetauda-1 Ckt




TRIPPING RECORD OF FY 2081/082

Power Station Name	Total Installed Capacity (MW)	Total No. of Units Installed	Running Hours	Plant Tripping hours	No. of plant trip Times	Unit Tripping hours	No. of unit trip Times
KGA	144	3	20,180.88	193.40	142	13.00	20
MMHPS	70	2	13,417.90	267.00	56	267.00	6
MHPS	69	3	21,388.91	-	-	0.76	7
UT3A	60	2	13,426.74	48.98	68	115.97	147
CHEHPS	30	2	16,329.00	-	60	60	150
THPS	24	7	38,647.46	34.00	68	96	102
GHPS	15	3	7,724.32				
MKHPS	14.8	2	12,981.90	328.57	120.00	9.00	15.00
DHPS	15	3	20,505.52	15.50	39	65.33	59
SKHPS	10.5	3	21,858.76	39.43	45	60.89	62
PKHPS	6.2	2	12,501.17	12.75	153	-	-
CHPS	3.2	2	3,245.50	191.00			
PHPS	2.4	3	2,097.22	3.83	34	-	-
SHPS	1.5	3	23,187.00	184.37	31	26.12	37
FHPS	1	4	7,119.78	26.20	-	-	2
SJHPS	0.97	2	14,661.49	2,906.51	279	0.63	7
KL1	60	2	7,103.45	-	-	-	-
KL2	32	2	7,097.37	-	-	-	-
KL3	14	2	6,980.42	9.00	79	-	-




DESIGNED ENERGY OF HYDROPOWER PLANTS (MWh)

Power Stations/ Month	TOTAL	Shrawan	Bhadra	Aswin	Kartik	Mangsir	Poush	Magh	Falgun	Chaitra	Baisakh	Jestha	Ashad
Kaligandaki 'A'	1,593,479	91,666	89,090	82,229	80,686	77,284	55,603	43,830	42,296	49,230	61,823	81,837	86,998
Mid-Marsyangdi	397,590	47,840	47,110	46,980	42,225	30,805	21,410	15,990	14,610	17,565	26,305	39,615	47,135
Marsyangdi	467,450	46,750	46,750	46,750	46,750	46,750	31,150	24,150	21,500	25,000	38,400	46,750	46,750
Upper Trishuli 3A	489,760	44,340	43,625	43,625	43,625	43,625	40,650	33,310	31,185	36,355	42,170	43,625	43,625
Chameliya	184,200	21,570	21,225	21,225	19,110	14,285	10,695	8,445	7,875	9,005	11,970	17,570	21,225
Trishuli	163,800	15,000	15,000	15,000	15,000	15,000	13,000	10,800	10,000	10,000	15,000	15,000	15,000
Gandak	71,015	7,440	7,320	7,320	7,320	6,013	6,382	4,797	3,560	3,577	4,290	5,920	7,077
Modi	91,000	6,957	9,244	10,932	9,868	6,904	5,370	4,159	4,100	6,003	7,454	11,054	8,954
Devighat	113,000	9,698	9,283	9,781	10,116	9,943	9,785	8,303	7,930	8,934	9,694	10,341	9,193
Sunkoshi	62,687	6,818	6,818	6,818	6,506	5,268	4,043	3,235	2,776	3,340	4,514	5,851	6,700
Puwa	-	-	-	-	-	-	-	-	-	-	-	-	-
Chatara	6,000	945	875	718	428	340	340	282	268	281	317	519	688
Panauti	6,970	835	904	959	828	601	499	386	290	276	317	431	644
Seti	9,800	776	770	861	836	870	856	809	788	818	827	829	760
Fewa	6,500	383	399	406	671	629	703	576	500	392	387	757	698
Sundarjal	4,770	478	459	448	451	426	405	385	319	284	278	379	459
Total	3,668,021	1,052,403	298,873	294,051	284,420	258,743	200,890	159,457	147,997	171,059	223,747	280,476	295,905

**MONTHLY TARGET (MWh) FOR FY 2081/82**


Power Stations	Total Target	Shrawan	Bhadra	Aswin	Kartik	Mangsir	Poush	Magh	Falgun	Chaitra	Baisakh	Jestha	Ashad
Kaligandaki 'A'	884,541	99,132	97,450	97,471	81,965	80,236	58,870	46,016	43,026	51,391	61,871	74,535	92,576
Mird-Maryangdi	460,561	50,072	48,228	48,407	46,757	38,129	30,202	22,901	20,651	25,074	34,104	46,344	49,693
Marsyandi	465,529	47,336	47,050	45,766	42,951	42,830	33,623	25,085	22,978	28,386	35,208	47,718	46,600
Upper Trishuli 3A	470,996	31,393	37,620	41,739	40,964	42,593	41,590	34,747	32,085	38,566	42,531	43,907	30,556.74
Chameliya	157,198	18,942	18,998	19,171	13,172	11,293	8,771	7,356	7,252	8,758	11,612	14,195	17,678
Trishuli	122,453	11,537	7,838	4,852	12,141	12,151	11,715	10,141	9,312	9,586	11,307	11,141	9,200.7
Gandak	20,583	2,575	2,257	1,998	646	310	1,629	2,755	3,023	1,217	1,374	687	2,113
Modi	77,332	8,463	8,691	8,965	8,368	5,975	4,245	3,240	3,090	4,066	5,764	8,614	7,851
Devighat	95,984	8,008	7,580	7,951	8,885	8,886	8,754	7,535	7,000	7,217	8,400	8,222	7,547
Sunkoshi	60,655	5,960	6,313	6,651	6,665	5,617	4,245	3,519	3,228	3,346	3,638	5,405	6,068
Puwa	34,628	4,581	4,539	2,580	4,123	3,121	2,232	1,760	1,331	1,605	1,869	2,521	4,367
Chatara	3,820	571	542	431	298	164	218	232	294	277	108	230	454
Panauti	3,166	483	463	478	390	276	255	147	131	118	111	96	218
Seti	11,867	1,006	1,004	972	1,077	1,044	994	954	913	952	994	986	971
Fewa	1,889	252	257	233	95	163	207	204	142	63	66	65	143
Sundarjal	6,238	709	677	671	622	585	527	469	377	434	251	326	590
Total (ROR/PROR)	2,877,443	291,020	289,505	288,335	269,119	253,372	208,076	167,061	154,835	181,056	219,208	264,991	289,333

- KL1, KL2 and KL3 are excluded since they operate under LDC directive.



MONTHLY GENERATION (MWh) FOR FY 2081/82

Power Stations	Total Actual	Shrawan	Bhadra	Aswin	Kartik	Mangsir	Poush	Magh	Falgun	Chaitra	Baisakh	Jestha	Ashad
Kaligandaki 'A'	863,476	98,272	99,020	94,707	101,289	77,064	52,337	43,954	37,128	41,144	46,252	72,697	99,613
Mid-Marsyangdi	427,907	51,274	49,150	46,819	37,909	35,908	26,648	22,770	19,553	21,553	24,709	41,580	50,036
Marsyangdi	451,792	46,653	45,939	45,721	49,520	43,246	30,455	25,631	22,339	23,567	26,694	43,900	48,128
Upper Trishuli 3A	355,973	35,325	4,163	6,050	23,033	42,640	39,815	34,760	29,105	32,158	36,223	43,010	29,693
Chamelija	142,390	17,823	18,221	17,032	13,758	11,498	8,390	7,000	6,646	8,004	9,175	12,000	12,844
Trishuli	97,699	8,308	4,699	4,520	9,235	8,827	8,780	9,991	8,298	9,457	10,046	9,286	6,253
Gandak	14,320	2,538	1,872	987	427	-	1,609	2,905	1,741	-	-	687	1,556
Modi	75,344	8,533	8,240	8,799	9,272	5,861	3,993	3,441	2,790	3,369	4,681	7,200	9,166
Devighat	76,360	6,060	3,436	3,453	7,241	7,226	7,514	7,837	6,699	7,516	7,611	7,004	4,763
Sunkoshi	60,609	5,866	6,275	6,025	6,625	6,194	4,394	3,923	3,611	3,717	3,457	4,789	5,732
Puwa	34,049	4,743	4,590	2,579	3,784	3,011	1,815	1,714	1,686	1,284	2,230	2,883	3,730
Chatara	2,312	597	558	384	302	-	10	-	-	-	-	219	242
Panauti	1,047	477	454	116	-	-	-	-	-	-	-	-	-
Seti	11,253	915	1,033	983	1,075	1,016	909	974	884	870	736	997	862
Fewa	965	114	147	208	57	110	128	95	9	-	-	-	96
Sundarjal	6,561	685	678	670	623	606	528	470	357	351	353	528	712
STORAGE													
Kulekhani I	170,563	8,586	9,045	19,215	11,275	7,983	14,543	7,030	3,532	27,269	31,097	19,141	11,847
Kulekhani II	74,946	3,724	3,959	8,240	5,101	3,626	6,437	3,155	1,544	11,870	13,451	8,566	5,273
Kulekhani III	34,277	2,050	2,246	3,894	2,595	1,810	2,851	1,501	835	4,902	5,390	3,670	2,534
Total (ROR/ PROR)	2,622,055	288,182	248,474	239,054	264,151	243,206	187,323	165,464	140,846	152,989	172,165	246,778	273,424
Total (STORAGE)	279,785	14,360	15,249	31,349	18,971	13,419	23,830	11,686	5,911	44,041	49,937	31,378	19,654



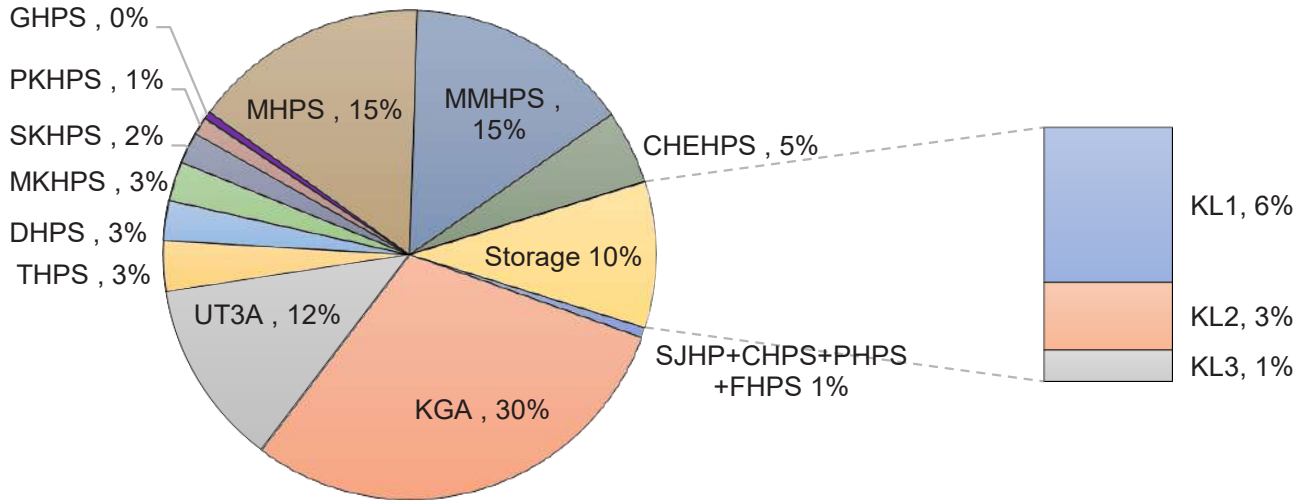
GENERATION RELATED STATISTICS AND PERFORMANCE FACTORS OF FY 2081/82

Power Station Name	Total Installed Capacity (MW)	Generation (MWh)	OM Expenditure (Million NPR)	Royalty (Million NPR)	Depreciation (Million NPR)	Total Cost (Million NPR)	Operation Cost (NPR/Unit)	Generation Cost (NPR/Unit)
Kaligandaki 'A'	144	863,476	377.91	610.08	565.45	1,553.44	0.44	1.80
Mid-Marsyangdi	70	427,907	281.30	265.82	813.91	1,361.03	0.66	3.18
Marsyangdi	69	451,792	170.22	311.28	45.32	526.82	0.38	1.17
Upper Trishuli 3A	60	355,973	190.44	44.47	1,650.88	1,885.80	0.53	5.30
Chameliya	30	142,390	121.98	18.36	322.14	462.48	0.86	3.25
Trishuli	24	97,699	162.93	76.82	46.56	286.30	1.67	2.93
Gandak	15	14,320	60.17	22.53	9.67	92.36	4.20	6.45
Modi	14.8	75,344	147.77	55.50	61.57	264.84	1.96	3.52
Devighat	15	76,360	88.74	55.31	33.07	177.12	1.16	2.32
Sunkoshi	10.5	60,609	124.27	42.75	11.87	178.90	2.05	2.95
Puwa	6.2	34,609	57.96	24.87	24.83	107.66	1.67	3.11
Chatara	3.2	2,312	33.65	4.44	7.94	46.03	14.56	19.91
Panauti	2.4	1,047	39.65	2.90		42.55	37.88	-
Seti Fewa	2.5	12,796	65.61	7.57	4.18	77.36	5.13	6.05
Sundarjal	0.97	6,561	45.05	-	17.37	62.42	6.87	9.51
Kulekhani I	60	170,563	158.39	151.92	54.06	364.37	0.93	2.14
Kulekhani II	32	74,946	101.48	71.34	694.56	867.38	1.35	11.57
Kulekhani III	14	34,277	204.70	5.07	118.48	328.26	5.97	9.58

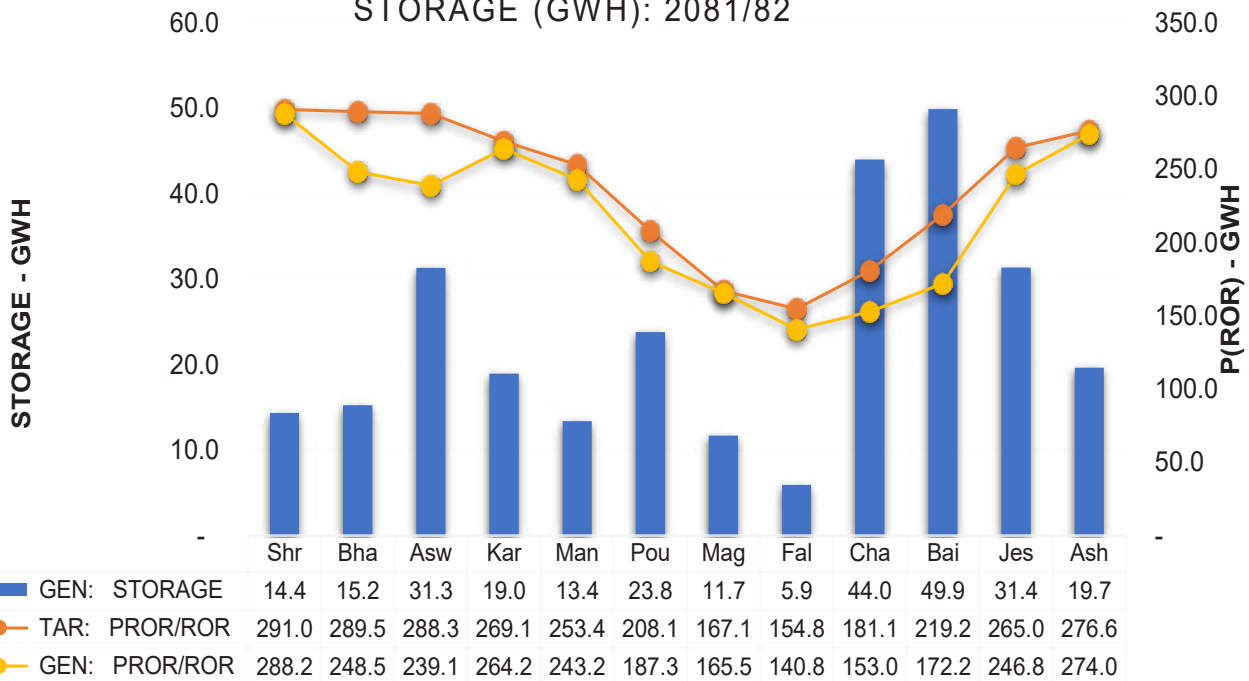




% ENERGY GENERATION CONTRIBUTION: FY 2081/82

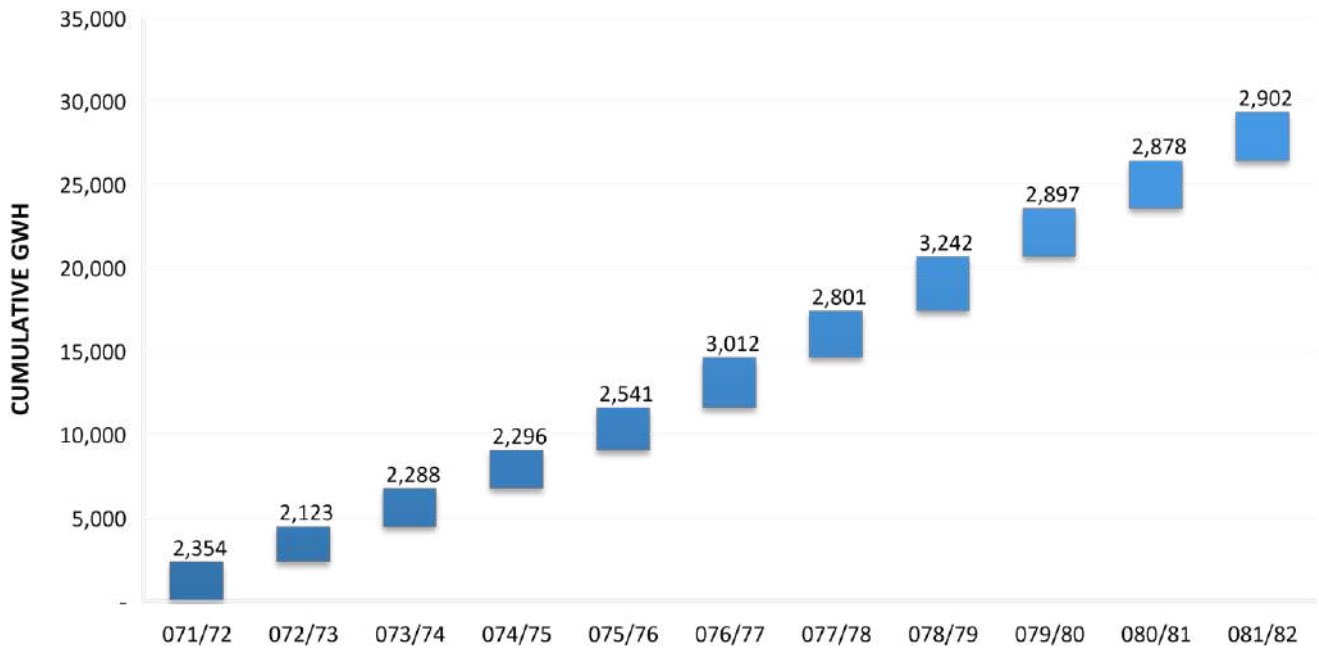


ENERGY GENERATION PATTERN OF PROR/ROR AND STORAGE (GWH): 2081/82

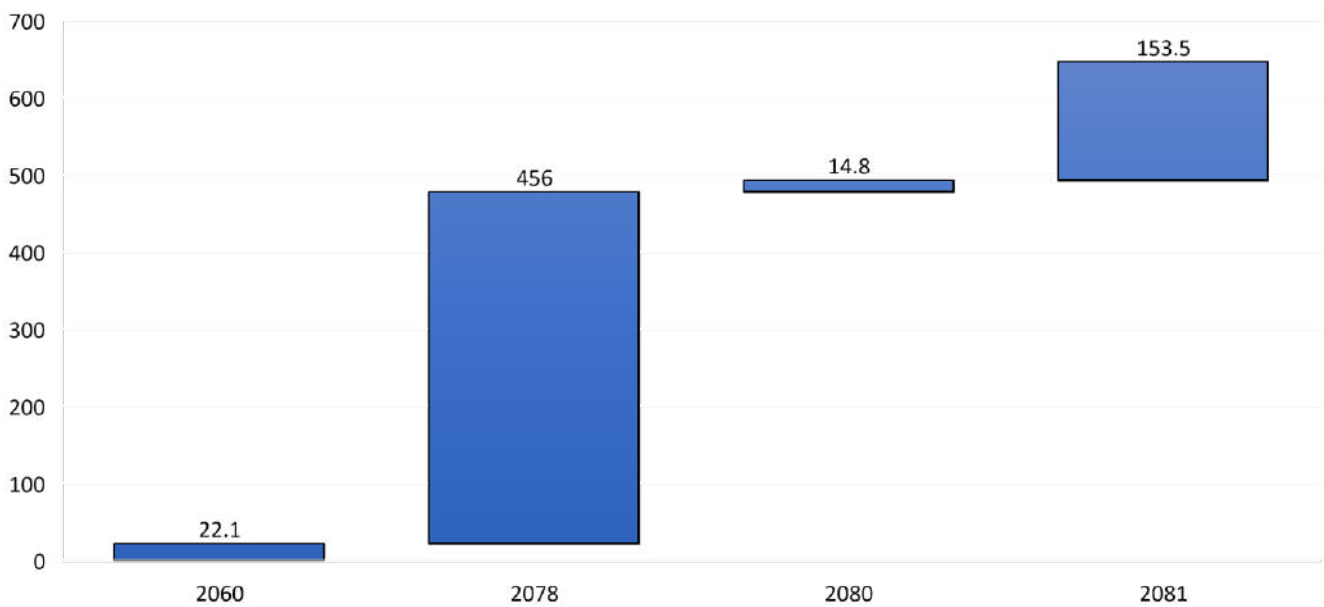


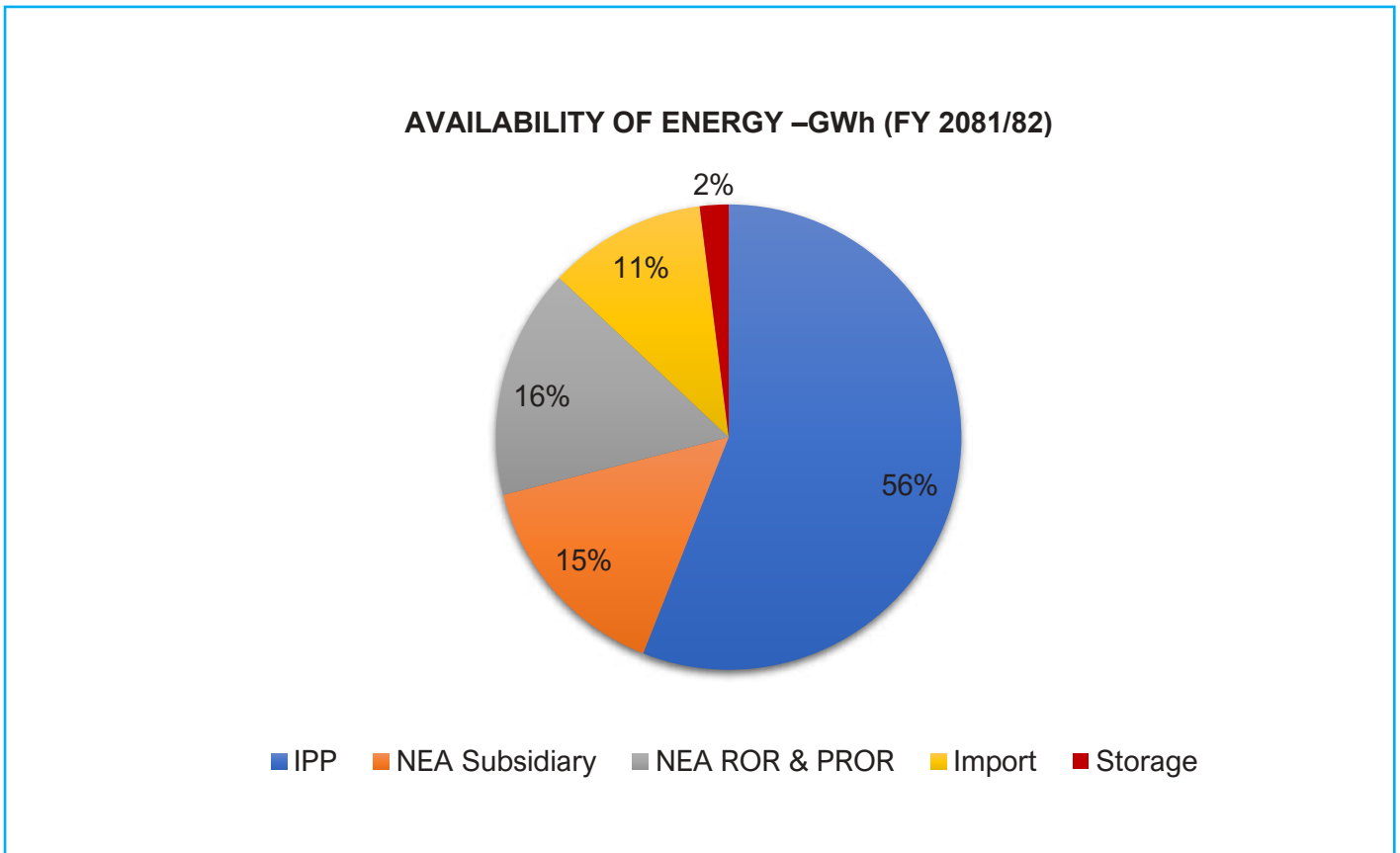
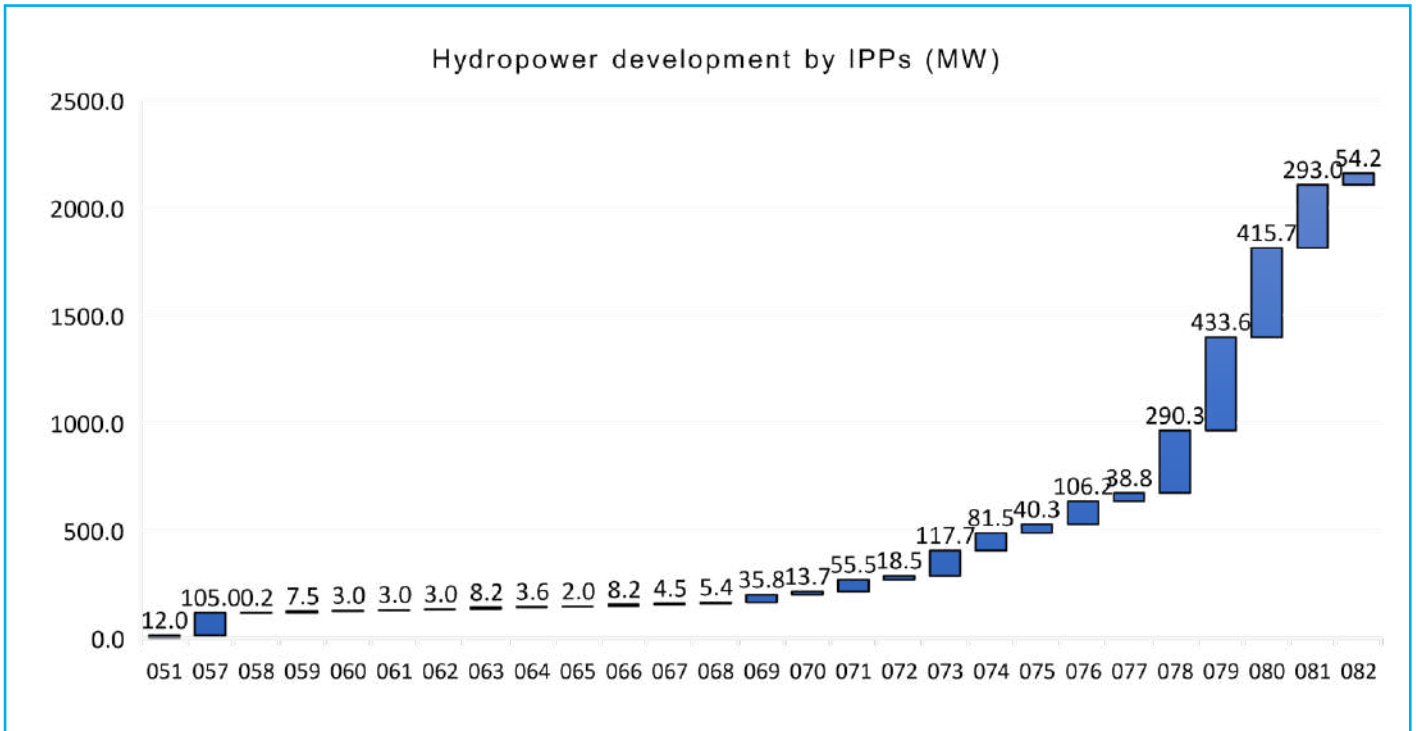




TOTAL ANNUAL ENERGY GENERATION OF NEA-OWNED POWER STATIONS IN LAST TEN YEARS



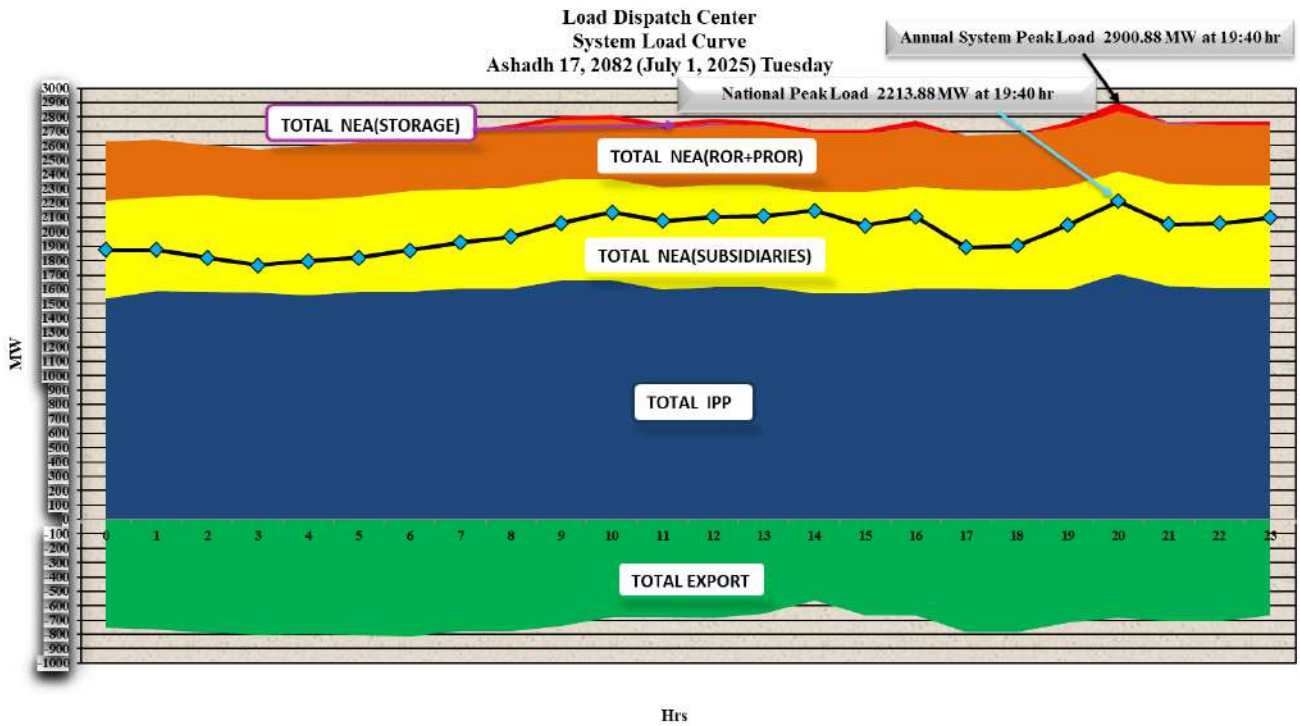
Hydropower development by NEA Subsidiaries (MW)



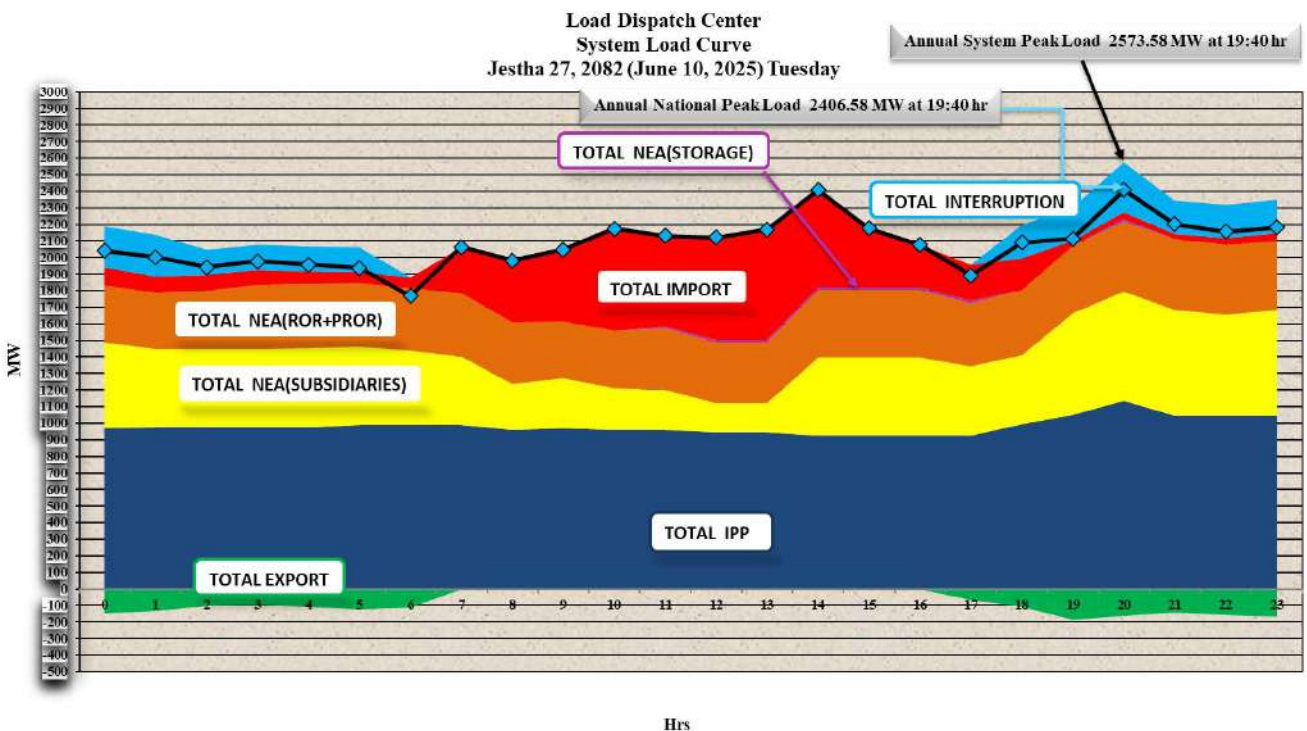





System Load Curve (Maximum Demand) Ashadh 17, 2082 (July 1, 2025) Tuesday



Annual System Peak Load Curve Jestha 27, 2082 (June 10, 2025) Tuesday






HISTORICAL ENERGY GENERATION DATA

KALIGANDAKI "A" HYDROPOWER STATION (UNITS IN MWh)


S.N.	Fiscal Year	Total	Shr	Bha	Asw	Kar	Man	Pou	Mag	Fal	Cha	Bai	Jes	Ash
	Max Generation	102,717	101,928	102,818	101,289	86,183	67,937	53,750	50,141	72,517	88,709	100,630	102,325	
	Max Generation Year	2078/079	2074/075	2074/075	2081/082	2078/079	2078/079	2078/079	2078/079	2078/079	2075/076	2078/079	2078/079	
1	2058/059	118,014	-	-	-	-	-	-	-	-	13,137	39,413	35,629	29,835
2	2059/060	512,589	27,416	30,223	31,011	30,875	56,208	42,455	41,836	47,077	55,907	51,817	44,749	
3	2060/061	527,645	52,681	50,793	38,641	47,427	52,353	41,811	38,545	45,445	48,534	43,094	18,488	
4	2061/062	551,652	37,812	43,189	37,565	35,781	50,501	44,156	38,680	40,784	50,484	63,889	57,388	
5	2062/063	621,348	54,885	52,762	51,050	46,313	62,455	42,590	38,487	42,325	50,026	63,337	65,881	
6	2063/064	707,746	72,058	63,670	49,506	56,461	61,716	38,141	45,451	60,445	64,899	67,596	77,753	
7	2064/065	759,002	76,311	78,497	69,083	66,687	71,406	40,849	39,388	39,539	59,890	78,783	85,124	
8	2065/066	753,368	89,321	86,044	82,606	83,169	70,734	46,916	34,545	37,985	49,995	59,477	71,830	
9	2066/067	760,241	80,051	79,966	80,250	73,734	74,531	51,286	36,700	44,896	52,461	75,593	71,336	
10	2067/068	775,172	53,269	87,880	82,943	76,109	72,479	40,719	38,588	38,994	52,656	85,843	93,365	
11	2068/069	860,754	97,146	95,179	89,537	86,031	76,345	53,209	41,116	38,628	52,635	93,203	90,746	
12	2069/070	847,258	96,909	97,864	90,407	82,537	64,932	46,001	42,012	33,049	63,648	91,419	94,378	
13	2070/071	864,103	98,236	95,962	91,030	86,067	76,451	54,688	43,803	39,834	53,606	84,210	97,818	
14	2071/072	929,983	92,893	94,718	93,846	89,647	79,804	63,775	47,628	49,830	72,514	96,732	94,150	
15	2072/073	750,842	96,658	93,079	93,238	87,804	62,790	45,187	39,552	36,393	50,026	59,201	44,152	
16	2073/074	842,149	60,206	89,668	90,518	91,053	80,170	53,708	42,031	39,253	60,017	88,297	96,110	
17	2074/075	865,075	101,725	101,928	102,818	92,307	64,444	48,791	41,121	36,950	40,748	82,633	101,359	
18	2075/076	871,914	100,902	98,017	65,650	67,913	63,726	48,224	43,580	44,728	55,593	99,146	95,726	
19	2076/077	871,466	98,957	95,071	83,278	80,846	66,111	49,345	43,666	38,692	53,715	72,132	92,429	
20	2077/078	817,713	95,486	98,694	95,120	79,715	68,992	48,966	43,232	37,208	39,310	71,334	93,244	
21	2078/079	974,832	102,717	96,438	96,646	73,032	86,183	67,937	53,750	50,141	72,517	100,630	102,325	
22	2079/080	832,679	99,854	100,564	69,084	84,543	80,773	56,792	43,147	41,101	40,785	51,505	81,036	
23	2080/081	841,596	94,826	95,346	97,471	72,793	73,753	51,882	41,151	37,837	40,870	54,629	89,499	
24	2081/082	863,476	98,272	99,020	94,707	101,289	77,064	52,337	43,954	37,128	41,144	46,252	72,697	




MIDDLE MARSYANGDI HYDROPOWER STATION (UNITS IN MWh)

S.N.	Fiscal Year	Total	Shr	Bha	Asw	Kar	Man	Pou	Mag	Fal	Cha	Bai	Jes	Ash
	Max Generation		51,717	51,253	51,614	47,551	40,301	33,227	25,802	25,999	37,105	48,551	49,418	52,800
	Max Generation Year		2072/073	2079/080	2075/076	2073/074	2078/079	2078/079	2078/079	2065/066	2078/079	2075/076	2075/076	2074/075
1	2065/066	169,000	-	-	-	-	-	-	13,567	25,999	22,050	30,667	36,795	39,922
2	2066/067	390,037	37,992	40,566	34,277	37,728	36,810	27,101	21,344	19,092	23,992	32,188	40,017	38,930
3	2067/068	377,151	38,821	34,967	38,461	37,942	20,058	27,532	21,543	19,875	20,831	28,733	44,877	43,511
4	2068/069	425,344	43,086	46,378	42,805	43,003	36,903	27,596	12,597	22,234	26,137	31,159	48,525	44,921
5	2069/070	428,082	46,076	45,293	45,674	41,152	33,758	24,384	21,574	21,063	22,739	33,289	46,613	46,468
6	2070/071	434,172	47,432	43,091	43,483	42,132	37,744	28,705	22,579	20,780	22,120	30,092	47,267	48,747
7	2071/072	457,318	47,283	48,324	47,180	47,231	37,404	30,473	11,839	23,626	26,555	37,981	49,098	50,325
8	2072/073	435,559	51,717	49,830	49,696	44,633	32,918	25,080	20,687	19,243	21,357	27,091	43,550	49,758
9	2073/074	454,652	48,933	49,469	47,004	47,551	38,579	27,122	21,285	20,666	27,627	32,371	44,235	49,809
10	2074/075	437,287	51,182	51,021	50,315	44,467	31,969	24,709	20,006	14,860	21,244	27,266	47,448	52,800
11	2075/076	471,323	50,830	49,500	51,614	44,705	32,082	24,472	21,058	22,842	29,473	48,551	49,418	46,778
12	2076/077	446,625	51,512	50,779	38,734	40,776	35,599	26,421	23,203	22,192	24,297	35,496	48,964	48,654
13	2077/078	398,846	51,171	51,006	47,169	41,436	36,094	25,513	21,924	18,666	19,594	22,461	41,621	22,193
14	2078/079	468,270	49,253	48,407	47,252	27,535	40,301	33,227	25,802	23,925	37,105	38,177	44,715	52,573
15	2079/080	428,402	49,954	51,253	46,901	44,963	38,878	28,566	21,574	10,787	15,757	26,235	44,901	48,634
16	2080/081	441,127	48,881	45,024	47,788	46,757	35,207	28,812	21,327	20,192	22,172	30,752	46,344	47,871
17	2081/082	427,907	51,274	49,150	46,819	37,909	35,908	26,648	22,770	19,553	21,553	24,709	41,580	50,036





MARSYANGDI HYDROPOWER STATION (UNITS IN MWh)

S.N.	Fiscal Year	Total	Shr	Bha	Asw	Kar	Man	Pou	Mag	Fal	Cha	Bai	Jes	Ash
Max Generation		48,826	47,358	49,489	50,930	44,132	37,797	29,986	27,758	37,029	47,422	52,097	50,190	
Max Generation Year		2072/073	2070/071	2055/056	2055/056	2053/054	2078/079	2078/079	2052/053	2078/079	2075/076	2075/076	2070/071	
1	2046/047	232,434	-	445	11,897	22,511	28,117	25,508	24,131	25,667	34,227	29,583	30,350	
2	2047/048	348,882	33,376	20,795	20,642	34,756	29,640	23,932	22,322	25,148	32,177	41,011	41,247	
3	2048/049	413,363	42,177	42,056	39,536	35,883	29,618	24,502	23,093	23,530	27,936	39,833	42,616	
4	2049/050	402,021	38,733	39,966	38,438	37,042	28,547	23,796	22,426	21,045	34,876	41,786	38,716	
5	2050/051	423,510	34,855	43,014	42,889	41,575	28,664	25,275	22,115	28,609	29,136	45,458	44,547	
6	2051/052	449,809	42,554	47,124	47,768	35,704	28,376	23,108	22,647	27,336	40,950	47,651	44,234	
7	2052/053	483,928	46,232	49,077	47,069	43,084	33,580	28,052	27,758	30,043	39,526	47,604	45,299	
8	2053/054	465,275	48,744	46,848	45,794	44,132	32,712	26,893	24,401	26,804	35,100	44,465	42,111	
9	2054/055	449,959	44,569	47,271	47,279	40,729	34,436	28,251	25,853	31,547	44,756	52,012	49,069	
10	2055/056	471,926	46,105	49,489	50,930	41,709	32,713	25,394	22,896	23,926	39,233	45,309	48,009	
11	2056/057	457,668	45,907	44,737	48,756	42,962	32,645	25,838	23,430	26,831	35,729	47,236	36,943	
12	2057/058	430,986	45,848	39,655	44,549	40,844	30,557	24,656	22,956	21,290	30,835	41,439	43,949	
13	2058/059	386,133	43,499	37,313	35,843	37,262	29,183	26,188	22,505	27,787	31,769	29,918	30,273	
14	2059/060	333,921	26,983	23,938	27,048	34,848	31,182	25,028	24,589	27,193	30,029	28,443	29,887	
15	2060/061	244,652	15,471	12,237	19,046	18,981	22,216	21,190	18,844	13,842	27,826	27,568	24,925	
16	2061/062	335,718	28,926	26,408	23,162	32,249	29,490	25,621	22,804	23,326	25,837	30,886	34,815	
17	2062/063	369,416	36,259	29,469	26,497	35,501	28,849	24,507	22,230	23,995	30,075	39,821	38,046	
18	2063/064	401,568	37,624	36,556	33,373	33,067	27,814	22,784	21,473	27,535	34,846	41,073	44,965	
19	2064/065	412,800	40,121	35,309	32,214	38,181	31,449	23,739	23,430	23,424	36,860	44,995	42,989	
20	2065/066	404,805	42,276	34,108	43,178	39,697	28,721	23,340	20,426	24,087	33,866	39,736	40,855	
21	2066/067	405,005	38,040	38,801	37,211	39,230	28,733	23,230	21,430	24,728	34,223	41,189	38,851	
22	2067/068	423,161	38,272	42,258	40,607	39,868	30,600	23,859	22,756	21,900	29,757	46,449	45,474	
23	2068/069	445,899	45,669	37,492	44,563	34,698	31,716	25,909	24,524	27,934	32,558	48,613	46,621	
24	2069/070	450,136	48,104	45,593	45,590	38,143	27,769	24,507	23,453	23,855	34,304	46,635	46,191	



S.N.	Fiscal Year	Total	Shr	Bha	Asw	Kar	Man	Pou	Mag	Fal	Cha	Bai	Jes	Ash
25	2070/071	461,688	47,931	47,358	47,394	44,153	42,266	32,650	25,848	23,338	24,028	30,314	46,218	50,190
26	2071/072	472,982	45,934	46,659	36,828	49,104	41,678	35,541	26,606	26,809	29,409	36,966	49,585	47,863
27	2072/073	441,737	48,826	46,975	47,613	45,955	36,995	28,661	23,532	21,779	22,842	27,417	45,033	46,110
28	2073/074	465,306	46,750	46,225	46,016	47,631	43,117	30,839	24,960	22,962	31,122	34,827	44,950	45,907
29	2074/075	447,490	45,329	45,978	48,568	46,169	35,989	28,318	23,421	21,455	24,397	31,969	48,697	47,202
30	2075/076	475,176	45,197	44,981	48,937	46,863	36,038	27,927	25,314	24,812	31,696	47,422	52,097	43,893
31	2076/077	443,852	44,760	44,296	35,862	40,076	40,355	30,027	26,595	25,269	26,125	38,578	46,653	45,258
32	2077/078	398,920	46,353	43,771	42,396	34,769	38,793	29,090	25,085	21,466	22,485	25,911	36,870	31,932
33	2078/079	464,272	41,520	43,041	45,901	30,865	40,156	37,797	29,986	27,527	37,029	38,897	46,105	45,448
34	2079/080	434,559	43,312	45,495	35,850	41,898	43,725	33,496	25,798	23,776	23,099	26,966	45,770	45,374
35	2080/081	446,082	45,004	44,074	45,608	40,559	42,813	30,775	24,570	22,732	25,030	31,206	47,342	46,371
36	2081/082	451,792	46,653	45,939	45,721	49,520	43,246	30,455	25,631	22,339	23,567	26,694	43,900	48,128




UPPER TRISHULI 3A HYDROPOWER STATION (UNITS IN MWh)

S.N.	Fiscal Year	Total	Shr	Bha	Asw	Kar	Man	Pou	Mag	Fal	Cha	Bai	Jes	Ash
Max Generation			38,178	42,308	40,543	39,715	42,640	42,723	36,565	33,470	42,465	44,603	44,615	44,088
Max Generation Year			2079/080	2079/080	2078/079	2080/081	2081/082	2078/079	2078/079	2078/079	2078/079	2078/079	2079/080	2078/079
1	2075/076	16,186	-	-	-	-	-	-	-	-	-	-	-	-
2	2076/077	407,551	10,424	27,443	34,801	39,713	41,910	38,418	33,053	30,483	31,238	40,358	44,590	35,123
3	2077/078	314,768	22,893	14,620	35,498	30,373	39,953	35,158	29,548	24,248	22,890	20,555	20,715	18,320
4	2078/079	432,833	13,513	25,485	40,543	28,288	37,805	42,723	36,565	33,470	42,465	44,603	43,288	44,088
5	2079/080	437,117	38,178	42,308	38,270	32,890	41,008	41,505	32,265	29,240	26,848	31,215	44,615	38,778
6	2080/081	427,055	29,358	37,043	38,190	39,715	40,575	36,843	30,240	26,495	26,868	39,253	44,528	37,950
7	2081/082	355,973	35,325	4,163	6,050	23,033	42,640	39,815	34,760	29,105	32,158	36,223	43,010	29,693

CHAMELIYA HYDROPOWER STATION (UNITS IN MWh)


S.N.	Fiscal Year	Total	Shr	Bha	Asw	Kar	Man	Pou	Mag	Fal	Cha	Bai	Jes	Ash
Max Generation			19,306	19,960	21,011	15,821	12,867	10,032	8,034	8,466	12,686	18,364	18,667	18,913
Max Generation Year			2077/078	2076/077	2075/076	2075/076	2078/079	2078/079	2076/077	2076/077	2075/076	2075/076	2076/077	2075/076
1	2074/075	52,460	-	-	-	-	-	-	5,856	5,343	7,262	8,966	12,293	12,740
2	2075/076	161,396	9,579	13,272	21,011	15,821	10,862	8,507	6,610	7,861	12,686	18,364	17,909	18,913
3	2076/077	160,812	16,466	19,960	17,791	14,666	11,346	8,026	8,034	8,466	9,991	13,566	18,667	13,832
4	2077/078	151,247	19,306	18,066	19,943	13,121	8,731	7,751	6,785	5,666	5,724	9,674	18,037	18,443
5	2078/079	153,981	13,985	15,499	20,871	13,944	12,867	10,032	7,279	6,058	11,351	10,680	13,122	18,293
5	2079/080	134,932	18,242	19,420	14,646	13,020	7,527	5,353	6,775	6,545	6,284	8,059	11,663	17,398
6	2080/081	133,968	17,707	17,644	17,507	9,415	9,327	7,407	6,593	6,473	6,933	8,564	10,813	15,585
7	2081/082	142,390	17,823	18,221	17,032	13,758	11,498	8,390	7,000	6,646	8,004	9,175	12,000	12,844




TRISHULI HYDROPOWER STATION (UNITS IN MWh)

S.N.	Fiscal Year	Total	Shr	Bha	Asw	Kar	Man	Pou	Mag	Fal	Cha	Bal	Jes	Ash
	Max Generation	14,473	14,074	14,044	14,217	14,212	14,176	11,617	10,851	11,793	13,136	14,512	14,129	
	Max Generation Year	2057/058	2054/055	2054/055	2054/055	2054/055	2056/057	2053/054	2053/054	2078/079	2055/056	2053/054	2052/053	
1	2024 to 2039/040	1,155,949	-	-	-	-	-	-	-	-	-	-	-	
2	2040/041	25,892	-	-	-	-	-	-	-	-	8,093	8,396	9,403	
3	2041/042	89,113	9,217	8,306	6,699	6,024	7,958	7,616	7,999	8,279	7,155	6,684	5,950	
4	2042/043	87,943	5,034	5,995	7,552	6,398	8,011	8,502	6,341	6,508	8,737	8,328	8,705	
5	2043/044	101,193	8,794	9,247	9,411	8,720	8,155	8,231	6,202	6,761	9,115	9,108	9,374	
6	2044/045	106,636	8,899	8,668	9,580	9,336	8,955	8,250	8,661	8,805	8,126	9,220	9,143	
7	2045/046	109,053	9,682	9,220	9,305	9,276	8,546	8,502	9,101	9,260	9,202	9,184	8,879	
8	2046/047	96,180	8,455	8,584	8,451	9,006	6,939	7,463	7,661	7,978	6,349	8,421	8,670	
9	2047/048	105,096	9,011	9,255	9,738	8,696	8,156	8,094	7,955	8,084	8,859	8,537	9,014	
10	2048/049	105,078	8,211	7,957	8,299	8,399	9,737	8,648	8,335	8,015	9,336	9,546	9,539	
11	2049/050	110,586	9,341	9,372	9,413	9,638	9,354	8,621	8,566	8,122	9,775	9,666	9,558	
12	2050/051	88,060	9,787	10,001	9,872	9,883	7,776	8,684	7,888	5,221	-	1,843	7,652	
13	2051/052	66,748	8,042	7,575	796	-	2,481	6,767	7,404	8,658	8,517	6,882	9,626	
14	2052/053	135,783	8,614	8,622	9,398	10,439	12,760	11,406	10,523	10,779	12,448	14,220	14,129	
15	2053/054	154,424	14,318	12,546	13,382	14,004	12,921	11,617	10,851	10,790	13,096	14,512	12,994	
16	2054/055	133,275	14,070	14,074	14,044	14,217	12,918	10,959	9,659	11,735	11,828	2,629	2,929	
17	2055/056	109,367	6,700	6,480	7,613	7,709	8,289	8,174	8,566	9,838	13,136	12,750	12,113	
18	2056/057	151,508	11,498	13,197	13,477	13,866	14,176	11,220	9,900	10,677	12,854	14,167	12,788	
19	2057/058	141,559	14,473	13,680	13,075	13,843	11,423	10,107	10,234	9,863	10,576	12,058	8,992	
20	2058/059	128,238	10,934	11,620	10,507	9,694	11,196	10,565	9,766	11,211	11,328	8,948	10,411	
21	2059/060	117,646	9,087	8,897	7,727	6,879	11,666	9,882	9,486	10,868	12,382	12,086	8,915	
22	2060/061	96,900	8,198	4,436	3,677	4,698	11,611	9,876	9,363	9,869	10,479	9,531	8,569	
23	2061/062	122,945	9,602	9,099	8,907	6,991	10,886	10,700	9,755	9,835	12,656	13,720	11,822	
24	2062/063	134,463	11,812	12,126	11,493	10,076	11,597	10,159	9,272	9,551	11,773	11,650	12,361	






S.N.	Fiscal Year	Total	Shr	Bha	Asw	Kar	Man	Pou	Mag	Fal	Cha	Bal	Jes	Ash
25	2063/064	129,026	10,427	11,184	11,389	11,041	11,646	10,950	8,737	9,071	11,206	10,934	12,319	10,121
26	2064/065	133,391	11,282	12,416	11,784	10,264	11,058	12,845	10,474	9,490	9,101	11,795	12,132	10,750
27	2065/066	114,939	9,675	9,398	6,678	7,990	10,127	10,287	9,840	8,930	8,752	8,555	12,656	12,051
28	2066/067	135,303	12,562	12,062	12,577	11,647	11,848	11,225	8,961	8,026	9,644	10,977	12,780	12,993
29	2067/068	128,247	11,092	12,732	11,976	11,249	10,632	10,455	8,644	7,975	7,446	10,063	13,317	12,667
30	2068/069	134,773	12,252	11,939	11,856	13,359	12,665	11,263	8,626	8,627	10,241	11,048	12,658	10,240
31	2069/070	124,776	9,558	9,826	11,014	11,866	11,989	9,687	8,415	8,278	9,767	11,801	11,333	11,242
32	2070/071	111,847	10,316	9,159	9,723	9,709	10,094	9,736	7,997	7,159	7,402	9,364	10,278	10,910
33	2071/072	124,763	10,471	10,976	11,986	12,209	11,646	11,230	8,702	9,363	10,874	4,284	12,144	10,882
34	2072/073	125,026	12,770	11,496	11,806	12,133	11,767	10,905	8,852	8,066	8,349	9,505	9,253	10,124
35	2073/074	125,969	10,410	10,155	10,323	11,346	11,523	10,951	9,571	9,153	9,022	11,231	11,474	10,812
36	2074/075	121,223	10,954	9,649	11,000	12,008	11,327	9,556	8,502	8,418	9,022	9,873	10,528	10,387
37	2075/076	123,741	8,735	11,159	10,446	10,653	11,179	9,868	10,069	9,733	9,840	9,044	11,488	11,529
38	2076/077	128,973	11,785	10,143	11,121	11,805	11,817	10,895	9,976	9,352	9,203	10,724	11,516	10,636
39	2077/078	121,211	9,435	10,077	11,678	11,682	12,114	9,403	9,636	9,143	9,072	9,260	11,626	8,085
40	2078/079	137,113	12,053	11,537	11,955	10,969	11,265	12,400	11,096	10,191	11,793	11,928	11,304	10,623
41	2079/080	123,152	10,860	11,591	7,377	9,060	11,995	12,000	9,917	9,162	8,791	9,756	11,764	10,882
42	2080/081	117,042	10,057	9,092	10,299	11,192	11,069	10,746	9,410	8,585	8,176	10,311	9,272	8,835
43	2081/082	97,699	8,308	4,699	4,520	9,235	8,827	8,780	9,991	8,298	9,457	10,046	9,286	6,253




GANDAK HYDROPOWER STATION (UNITS IN MWh)

S.N.	Fiscal Year	Total	Shr	Bha	Asw	Kar	Man	Pou	Mag	Fal	Cha	Bai	Jes	Ash
	Max Generation	5,030	4,377	4,969	5,192	5,632	5,761	5,953	5,138	3,304	9,140	8,817	7,616	
	Max Generation Year	2043/044	2047/048	2046/047	2044/045	2043/044	2043/044	2043/044	2045/046	2045/046	2063/064	2059/060	2059/060	
1	2037/038	18,800	-	-	-	-	-	-	-	-	-	-	-	-
2	2038/039	31,843	-	-	-	-	-	-	-	-	-	-	-	-
2	2039/040	27,304	-	-	-	-	-	-	-	-	-	-	-	-
3	2040/041	23,506	-	-	-	-	-	-	-	-	-	-	-	-
4	2041/042	36,400	-	-	-	-	-	-	-	-	-	-	-	-
5	2042/043	43,079	2,533	2,117	3,636	3,985	4,444	4,382	4,474	4,069	1,405	2,149	4,571	5,315
6	2043/044	52,273	5,030	4,369	4,502	5,090	5,632	5,761	4,775	4,207	1,911	2,082	5,790	3,125
7	2044/045	47,226	2,971	3,116	4,416	5,192	4,991	5,639	3,280	3,061	1,481	2,967	6,255	3,857
8	2045/046	32,163	2,823	1,123	1,355	4,879	5,337	5,555	5,953	5,138	-	-	-	-
9	2046/047	49,059	4,059	3,249	4,969	5,183	5,319	4,284	3,822	3,654	2,938	1,389	5,221	4,970
10	2047/048	36,735	4,911	4,377	3,736	3,495	3,843	3,496	2,624	2,668	1,012	-	3,096	3,476
11	2048/049	39,913	4,345	2,778	4,769	4,710	4,340	3,147	2,362	2,761	1,462	965	4,615	3,660
12	2049/050	34,993	4,025	1,638	2,838	3,713	4,086	3,184	3,402	2,935	1,477	2,434	2,967	2,296
13	2050/051	31,706	471	995	2,804	2,591	2,752	3,290	3,881	3,737	1,888	1,429	3,833	4,035
14	2051/052	28,557	2,935	2,626	3,326	3,315	2,123	2,256	2,469	2,708	1,185	1,937	2,460	1,217
15	2052/053	28,779	1,491	1,557	2,413	2,780	2,558	2,521	3,111	3,947	813	1,197	3,357	3,035
16	2053/054	35,785	2,203	1,134	3,324	2,907	5,301	4,823	4,289	3,215	1,207	1,174	4,165	2,044
17	2054/055	21,784	1,551	845	1,120	1,193	2,611	2,702	2,591	2,747	1,354	517	2,089	2,463
18	2055/056	25,054	1,119	288	-	-	1,174	4,357	4,286	4,019	2,118	955	3,848	2,892
19	2056/057	37,823	1,313	3,675	4,027	4,001	3,863	4,227	3,336	2,944	1,231	1,375	4,279	3,555
20	2057/058	30,287	3,184	3,771	4,191	3,486	3,397	3,021	2,552	2,192	741	189	1,395	2,169
21	2058/059	19,027	125	520	1,286	2,555	3,008	3,679	3,010	2,267	1,312	189	799	278
22	2059/060	30,132	-	-	194	-	-	790	1,700	1,549	327	9,140	8,817	7,616






23	2060/061	8,246	31	70	55	420	-	1,046	1,776	2,124	957	16	1,123	628
24	2061/062	20,717	1,377	550	1,529	945	543	2,868	2,184	2,792	2,162	49	3,027	2,691
25	2062/063	27,042	3,467	2,906	2,516	918	-	2,345	3,432	2,688	2,060	63	3,134	3,513
26	2063/064	30,602	3,500	1,480	1,575	1,744	797	3,654	3,665	2,852	3,304	293	2,902	4,837
27	2064/065	20,479	2,015	2,400	2,150	393	-	4,040	3,747	3,147	1,360	-	-	1,228
28	2065/066	20,525	2,436	2,460	3,219	470	-	1,853	2,473	1,986	1,474	55	1,905	2,195
29	2066/067	15,006	2,531	899	1,141	595	982	1,908	1,133	1,826	886	196	1,140	1,770
30	2067/068	11,331	2,001	1,245	1,923	1,014	-	1,766	1,562	897	494	-	-	430
31	2068/069	13,078	2,119	2,536	2,615	178	-	-	1,455	2,857	926	-	-	392
32	2069/070	19,208	2,093	2,588	3,499	774	-	1,679	2,023	1,351	997	-	1,727	2,477
33	2070/071	8,802	1,421	2,415	2,638	-	-	1,052	65	609	508	65	30	-
34	2071/072	1,794	-	-	-	-	-	-	-	503	-	-	-	1,290
35	2072/073	16,249	1,945	2,091	2,398	570	-	2,196	2,377	2,453	941	-	-	1,278
36	2073/074	21,873	954	1,847	2,112	684	929	3,087	3,009	2,991	1,263	-	1,492	3,506
37	2074/075	17,496	3,484	-	2,152	1,022	-	2,048	2,619	3,008	890	-	55	2,218
38	2075/076	11,951	1,900	1,600	1,660	214	-	1,616	870	1,703	732	-	480	1,177
39	2076/077	10,338	1,603	977	1,447	559	-	736	1,681	1,439	726	-	229	941
40	2077/078	12,123	899	1,268	1,505	344	-	1,370	1,905	2,001	1,143	-	595	1,093
41	2078/079	15,182	1,621	797	1,849	482	-	1,702	2,942	2,942	826	-	609	1,410
42	2079/080	14,849	1,666	1,844	1,743	585	-	1,383	1,994	2,344	883	-	297	2,109
43	2080/081	20,196	2,075	2,957	2,324	646	-	1,955	2,755	3,023	1,217	-	1,131	2,113
44	2081/082	14,320	2,538	1,872	987	427	-	1,609	2,905	1,741	-	-	687	1,556




DEVICHAT HYDROPOWER STATION (UNITS IN MWh)

S.N.	Fiscal Year	Total	Shr	Bha	Asw	Kar	Man	Pou	Mag	Fal	Cha	Bai	Jes	Ash
	Max Generation Year													
	2040/041	35,390	-	2,835	2,625	3,804	1,992	3,222	3,500	3,435	3,113	3,399	4,158	3,305
2	2041/042	49,471	125	3,936	4,223	3,925	4,389	5,079	4,918	5,165	5,459	4,421	4,225	3,608
3	2042/043	51,568	3,145	3,496	3,295	2,982	4,781	5,546	4,654	3,358	4,245	5,611	5,169	5,287
4	2043/044	66,768	5,385	5,272	5,812	5,620	5,715	5,661	5,565	6,671	2,796	6,077	6,055	6,139
5	2044/045	73,444	5,214	5,131	6,442	6,729	6,506	6,592	6,039	6,248	6,415	5,806	6,436	5,887
6	2045/046	78,958	6,218	5,993	6,496	6,711	6,570	6,509	6,533	6,915	7,123	6,968	6,856	6,066
7	2046/047	71,497	6,075	6,047	6,249	6,872	6,117	5,254	5,820	5,933	5,923	4,725	6,250	6,233
8	2047/048	77,654	6,335	6,514	7,022	7,140	6,529	6,265	6,018	6,097	6,061	6,659	6,383	6,630
9	2048/049	75,714	5,810	5,736	5,989	6,130	6,398	6,876	6,254	6,030	6,021	6,770	6,618	7,083
10	2049/050	81,284	6,634	5,762	6,921	7,435	6,751	7,151	6,444	6,436	6,256	7,381	7,083	7,030
11	2050/051	63,994	7,028	6,690	7,338	7,584	7,232	5,837	6,710	6,099	3,731	-	1,258	4,487
12	2051/052	49,197	5,674	5,532	591	-	-	1,596	5,139	5,595	6,594	6,565	5,091	6,821
13	2052/053	92,809	6,106	6,143	6,856	7,389	8,870	9,139	8,250	7,674	7,975	8,798	8,472	7,137
14	2053/054	101,697	6,428	7,010	8,067	9,254	9,301	8,991	7,937	7,660	7,949	9,460	10,397	9,242
15	2054/055	94,775	9,743	9,333	9,834	9,889	9,872	9,301	8,068	7,114	8,584	8,957	2,043	2,038
16	2055/056	78,582	4,674	4,375	5,202	5,481	5,537	6,231	6,450	6,652	7,288	9,746	9,381	7,565
17	2056/057	106,278	8,053	9,126	9,417	9,594	9,322	9,838	8,347	7,009	7,927	9,602	10,114	7,927
18	2057/058	96,063	9,751	9,290	9,134	9,746	9,996	8,309	7,403	7,364	7,059	7,255	8,789	1,968
19	2058/059	91,526	7,832	8,188	7,501	7,108	8,365	8,116	7,258	7,056	8,188	8,311	6,267	7,336
20	2059/060	84,319	6,304	5,983	5,231	4,651	7,083	8,367	7,122	6,934	7,959	8,846	8,496	7,343
21	2060/061	68,581	5,543	2,962	2,492	3,264	4,690	8,437	7,167	6,919	7,193	7,775	6,997	5,143
22	2061/062	84,008	6,495	6,407	6,048	5,183	6,566	7,935	7,784	7,132	6,401	6,085	9,612	8,361
23	2062/063	95,071	7,938	8,091	8,097	7,226	9,096	8,254	7,181	6,758	7,070	8,494	8,223	8,644
24	2063/064	92,549	7,191	7,815	8,082	8,004	8,208	7,837	6,250	6,618	8,056	8,061	9,040	7,386
25	2064/065	91,486	7,854	8,632	8,178	7,337	7,905	9,133	7,547	6,967	6,315	8,205	8,772	4,642
26	2065/066	81,438	6,644	6,631	4,622	5,875	7,235	7,389	7,223	6,456	6,587	6,444	8,292	8,041
27	2066/067	96,041	8,652	8,486	8,839	8,376	8,593	7,910	6,476	5,992	7,007	7,935	8,788	8,988
28	2067/068	74,133	7,618	8,379	6,450	-	5,487	6,394	6,458	6,133	6,083	6,478	6,660	7,992






S.N.	Fiscal Year	Total	Shr	Bha	Asw	Kar	Man	Pou	Mag	Fal	Cha	Bai	Jes	Ash
29	2068/069	105,089	9,393	9,207	9,455	10,170	9,903	7,109	7,499	7,248	8,426	9,140	9,736	7,803
30	2069/070	100,564	7,408	7,609	8,895	8,195	9,993	8,548	7,509	7,434	8,136	9,254	8,934	8,650
31	2070/071	95,427	8,003	7,686	8,335	8,535	9,107	8,956	7,406	6,594	6,468	7,725	8,335	8,277
32	2071/072	97,743	7,781	8,739	9,215	9,307	9,322	9,276	7,344	7,972	8,982	3,460	7,896	8,448
33	2072/073	94,306	9,034	7,127	6,602	9,251	8,892	8,752	7,589	6,949	7,159	8,095	7,321	7,536
34	2073/074	97,610	8,082	8,334	8,170	8,614	8,928	8,653	7,643	7,276	6,876	8,339	8,557	8,138
35	2074/075	86,239	7,824	6,707	8,295	8,827	8,431	7,041	6,389	6,236	6,753	7,166	7,327	5,241
36	2075/076	86,851	6,025	7,559	7,295	7,845	6,268	7,362	7,372	7,077	7,227	6,524	8,302	7,996
37	2076/077	92,053	8,420	7,304	7,908	8,632	8,864	8,059	7,360	6,832	6,810	6,917	7,333	7,615
38	2077/078	85,429	6,800	7,329	7,085	6,602	8,715	6,831	7,064	6,855	6,875	6,943	8,449	5,880
39	2078/079	98,390	8,034	8,120	8,753	7,977	8,343	9,235	8,332	7,437	8,449	8,249	8,031	7,429
40	2079/080	88,914	7,466	8,193	4,179	6,495	9,086	9,123	7,409	6,890	6,584	7,206	8,500	7,782
41	2080/081	86,832	7,170	6,384	7,138	8,432	8,382	7,903	6,864	6,475	6,276	7,967	7,137	6,703
42	2081/082	76,360	6,060	3,436	3,453	7,241	7,226	7,514	7,837	6,699	7,516	7,611	7,004	4,763



MODIKHOLA HYDROPOWER STATION (UNITS IN MWh)

S.N.	Fiscal Year	Total	Shr	Bha	Asw	Kar	Man	Pou	Mag	Fal	Cha	Bai	Jes	Ash
Max Generation		41,447												
Max Generation Year		2078/079												
1	2057/058	8,899	-	-	10,200	9,272	6,664	4,586	3,614	3,741	5,130	6,908	9,440	9,318
2	2058/059	2,418	2,568	5,000	5,049	5,750	5,750	3,514	3,153	2,685	4,166	5,781	7,100	3,990
3	2059/060	2,926	5,785	4,916	4,475	5,140	5,140	3,986	3,142	2,879	3,867	5,282	6,966	5,012
4	2060/061	2,224	992	5,147	5,986	4,914	4,914	3,853	2,946	2,923	3,836	4,624	5,303	2,677
5	2061/062	3,031	1,098	5,486	5,506	4,990	4,990	3,705	1,650	2,372	2,106	3,898	5,056	3,282
6	2062/063	2,065	3,651	4,568	4,173	4,420	4,420	4,191	3,552	3,451	3,639	4,137	4,570	4,038
7	2063/064	3,414	7,895	9,336	6,694	4,841	4,841	3,941	3,058	3,501	5,127	6,366	7,371	5,807
8	2064/065	3,182	4,179	6,158	7,452	5,601	5,601	4,320	3,054	3,024	3,332	5,352	6,552	1,696
9	2065/066	1,924	5,419	9,294	8,187	5,685	5,685	3,847	3,307	2,755	3,134	5,108	6,215	7,647
10	2066/067	5,941	3,914	4,313	4,975	4,814	4,814	3,736	2,668	2,427	4,014	4,823	4,990	4,401
11	2067/068	3,661	5,073	8,786	8,322	5,154	5,154	3,956	2,918	2,199	2,923	4,476	6,653	5,840
12	2068/069	3,021	4,082	2,257	3,313	2,976	2,976	2,564	2,165	2,269	3,301	4,491	3,314	855
13	2069/070	751	2,013	4,060	3,613	2,444	2,444	2,309	2,067	1,830	2,641	2,906	3,525	2,561
14	2070/071	3,072	3,522	4,796	2,274	3,231	3,231	3,522	2,608	2,779	3,183	3,964	5,161	3,527
15	2071/072	2,358	5,712	6,090	8,427	5,896	5,896	4,586	3,361	3,419	3,902	3,320	5,990	5,896
16	2072/073	4,511	6,864	8,422	7,294	5,217	5,217	3,890	3,080	2,729	3,568	4,752	7,164	5,297
17	2073/074	4,344	6,607	8,189	9,023	6,664	6,664	4,466	3,128	3,022	4,143	5,477	7,891	6,602
18	2074/075	7,223	7,349	10,200	7,747	5,005	5,005	3,847	3,214	2,115	1,028	4,362	7,232	7,101
19	2075/076	6,028	7,107	9,938	6,802	4,749	4,749	3,343	2,657	2,562	3,808	6,908	8,287	7,115
20	2076/077	7,842	6,115	5,364	7,505	5,941	5,941	3,650	3,012	3,268	3,446	5,814	8,392	6,563
21	2077/078	6,845	7,334	7,049	6,131	4,817	4,817	3,107	2,000	2,399	2,785	3,871	6,978	7,153
22	2078/079	8,899	8,570	9,356	7,855	6,373	6,373	4,040	3,614	3,741	5,130	4,394	8,313	9,318
23	2079/080	8,425	9,127	8,704	8,142	5,933	5,933	4,460	3,135	3,202	3,159	4,621	7,820	7,175
24	2080/081	8,065	8,376	8,486	8,165	5,620	5,620	4,058	2,971	2,327	3,536	5,401	8,259	7,061
25	2081/082	8,533	8,240	8,799	9,272	5,861	5,861	3,993	3,441	2,790	3,369	4,681	7,200	9,166






SUNKOSHI HYDROPOWER STATION (UNITS IN MWh)

S.N.	Fiscal Year	Total	Shr	Bha	Asw	Kar	Man	Pou	Mag	Fal	Cha	Bai	Jes	Ash
	Max Generation		7,214	7,262	7,161	7,349	6,309	4,696	4,059	3,611	4,220	6,044	7,114	7,148
	Max Generation Year		2068/069	2056/057	2068/069	2068/069	2070/071	2056/057	2045/046	2081/082	2078/079	2075/076	2075/076	2068/069
1	2028/029 to 2041/042	589,739	-	-	-	-	-	-	-	-	-	-	-	-
2	2042/043	57,408	5,729	5,209	6,385	6,718	5,789	4,504	3,343	3,064	3,093	3,991	4,991	4,592
3	2043/044	44,984	4,802	4,178	5,940	4,809	4,608	4,153	3,003	2,534	3,288	3,272	2,865	1,530
4	2044/045	11,640	-	-	-	-	-	865	2,223	1,168	1,696	1,751	2,185	1,751
5	2045/046	48,578	2,859	3,875	3,535	4,270	4,057	4,196	4,059	3,545	4,023	4,654	4,734	4,771
6	2046/047	41,962	4,269	4,410	4,446	5,513	4,380	3,035	2,960	3,038	3,255	3,376	774	2,504
7	2047/048	48,067	4,550	4,441	5,309	5,692	3,965	3,191	3,041	2,767	3,016	3,637	4,213	4,244
8	2048/049	49,598	4,445	5,049	6,165	5,893	4,094	3,682	3,012	2,768	2,849	3,044	3,983	4,613
9	2049/050	52,424	4,517	4,745	4,574	4,876	5,106	3,861	3,073	2,664	2,694	4,492	5,375	6,447
10	2050/051	58,587	6,000	6,650	6,680	6,441	5,186	3,628	3,197	2,798	1,921	3,529	6,100	6,457
11	2051/052	61,550	6,969	6,914	7,080	6,479	4,602	3,506	2,985	2,856	3,368	4,591	6,115	6,085
12	2052/053	63,000	6,142	6,485	6,975	6,517	5,258	4,247	3,645	3,468	3,728	4,786	5,903	5,847
13	2053/054	55,562	5,526	5,726	5,777	6,567	5,496	4,080	3,201	2,962	2,953	2,893	4,984	5,398
14	2054/055	59,366	3,967	5,181	6,458	6,341	5,385	4,097	3,102	3,040	3,805	5,533	6,466	5,990
15	2055/056	54,752	5,430	6,510	6,384	6,592	5,055	3,978	3,363	2,972	2,900	3,419	1,439	6,711
16	2056/057	66,188	6,805	7,262	7,057	6,986	6,209	4,696	3,363	3,036	3,375	4,135	6,460	6,804
17	2057/058	54,281	6,442	5,617	5,773	5,976	5,158	3,975	3,149	2,834	2,784	3,471	4,240	4,861
18	2058/059	50,820	5,543	4,260	5,605	5,013	4,890	3,786	3,280	2,734	3,025	3,868	4,088	4,728
19	2059/060	52,795	5,344	5,427	6,000	5,412	941	3,651	3,109	3,099	3,454	4,292	6,051	6,016
20	2060/061	50,182	5,537	4,537	4,200	5,567	4,980	3,948	3,169	2,822	2,730	3,359	4,784	4,549
21	2061/062	50,235	5,596	5,120	5,424	4,398	4,736	4,049	3,437	3,255	3,462	4,129	5,745	884
22	2062/063	51,329	4,739	4,502	4,358	3,864	4,593	3,879	3,355	2,924	3,378	4,420	5,878	5,438
23	2063/064	56,604	5,467	4,560	5,413	5,577	5,410	4,188	3,524	3,487	4,169	3,873	5,560	5,374
24	2064/065	53,084	5,365	5,571	5,453	4,710	4,835	4,033	3,370	3,071	2,775	3,265	5,101	5,536
25	2065/066	60,594	6,403	6,162	6,684	6,953	5,478	3,968	3,183	2,721	2,984	3,674	5,703	6,683
26	2066/067	57,385	6,696	6,815	6,780	6,515	5,231	3,761	2,957	2,588	2,805	2,984	4,285	5,969
27	2067/068	60,355	6,501	6,401	6,902	6,820	5,481	3,790	3,163	2,889	2,777	3,434	5,314	6,886
28	2068/069	66,383	7,214	6,965	7,161	7,349	5,853	4,391	3,224	3,298	3,701	3,745	6,335	7,148
29	2069/070	63,577	7,131	7,194	7,152	7,063	5,116	3,637	3,148	3,212	3,328	4,467	6,632	5,496
30	2070/071	64,667	7,049	6,752	6,663	6,473	6,309	4,627	3,513	3,117	3,347	3,885	6,176	6,757
31	2071/072	23,014	3,198	473	-	-	3,180	4,327	3,216	3,273	3,740	1,608	-	-
32	2072/073	35,994	2,356	1,554	2,187	4,767	4,712	4,273	3,630	3,185	2,980	2,854	1,959	1,538
33	2073/074	46,191	9	2,772	4,253	6,527	5,728	4,261	3,685	2,881	3,504	3,493	4,794	4,284
34	2074/075	55,051	5,175	5,271	5,895	6,619	4,729	4,198	3,574	3,137	2,783	3,248	4,736	5,685
35	2075/076	62,157	4,488	5,146	6,451	6,934	5,114	4,094	3,306	3,317	3,865	6,044	7,114	6,283
36	2076/077	62,246	6,086	5,578	6,856	6,850	5,906	4,253	3,563	3,406	3,469	4,851	6,373	5,055
37	2077/078	55,917	5,332	6,108	6,560	6,747	5,552	3,897	3,163	2,579	2,558	2,722	5,325	5,374
38	2078/079	63,524	5,974	6,147	7,034	6,681	6,063	4,524	3,785	3,448	4,220	4,280	5,760	5,608
39	2079/080	55,277	4,978	6,116	6,560	6,530	5,351	3,929	2,801	2,795	2,886	2,949	4,573	5,810
40	2080/081	58,161	6,202	6,386	6,360	6,491	5,436	4,132	3,410	3,221	2,933	3,012	4,800	5,777
41	2081/082	60,609	5,866	6,275	6,025	6,625	6,194	4,394	3,923	3,611	3,717	3,457	4,789	5,732






Puwakhola Hydro Power Station (Units in MWh)


S.N.	Fiscal Year	Total	Shr	Bha	Asw	Kar	Man	Pou	Mag	Fal	Cha	Bai	Jes	Ash
	Max Generation	7,116												
	Max Generation Year	2081/082	2081/082	2081/082	2080/081	2072/073	2078/079	2078/079	2078/079	2063/064	2059/060	2075/076	2074/075	2078/079
1	2056/057		-	-	-	-	-	-	-	-	422	1,848	2,367	2,479
2	2057/058	21,297	2,628	2,519	2,035	2,078	2,146	1,890	1,167	1,549	965	1,160	1,735	1,424
3	2058/059	24,159	1,972	2,326	2,844	2,809	2,476	2,173	1,876	1,405	1,494	1,744	1,832	1,208
4	2059/060	26,165	2,076	2,697	2,952	3,343	2,846	2,103	1,753	1,928	2,046	1,326	1,768	1,328
5	2060/061	31,356	3,007	3,095	2,666	3,541	3,422	2,471	2,117	1,677	1,628	1,641	3,350	2,742
6	2061/062	29,378	3,317	3,188	3,338	3,660	3,247	1,464	1,852	1,382	1,712	1,785	1,392	3,040
7	2062/063	28,931	3,677	3,741	4,164	3,559	2,431	1,573	1,328	1,169	1,058	1,507	2,385	2,338
8	2063/064	32,473	2,012	2,074	3,099	3,905	3,105	2,082	1,673	2,703	1,853	2,503	3,417	4,048
9	2064/065	34,641	3,375	3,973	3,614	3,896	3,341	2,216	2,018	1,828	1,602	1,574	3,560	3,645
10	2065/066	31,683	4,335	3,882	3,866	4,111	2,728	2,070	1,572	1,188	1,354	1,242	1,888	3,446
11	2066/067	30,058	3,673	3,526	3,821	3,931	3,002	2,047	1,373	1,031	916	1,424	1,547	3,767
12	2067/068	31,548	3,758	3,794	3,630	3,911	2,760	1,878	1,481	1,021	1,375	2,213	2,701	3,028
13	2068/069	28,330	3,206	3,743	3,847	4,197	2,917	1,839	1,240	1,019	1,183	1,164	1,241	2,735
14	2069/070	30,436	4,342	3,229	3,888	3,783	2,313	1,553	1,000	983	715	1,801	3,059	3,771
15	2070/071	29,605	4,083	3,843	3,546	4,016	2,738	2,010	1,102	1,034	1,070	728	1,530	3,905
16	2071/072	32,412	3,917	4,125	4,118	4,024	2,687	1,905	1,401	1,500	1,386	2,265	2,090	2,994
17	2072/073	33,832	4,095	3,987	4,186	4,310	2,815	2,024	1,674	1,401	1,300	1,184	2,712	4,146
18	2073/074	36,414	4,457	4,409	4,240	4,280	3,478	2,269	1,535	1,332	1,836	1,878	2,587	4,113
19	2074/075	35,791	3,884	4,235	4,224	4,232	2,489	1,833	1,348	1,430	1,433	2,440	3,872	4,371
20	2075/076	34,193	4,413	3,860	4,358	3,748	2,318	1,862	1,433	1,834	1,948	2,566	2,518	3,335
21	2076/077	34,915	4,511	4,505	4,330	3,379	2,946	2,289	1,856	1,581	1,598	1,977	2,047	3,896
22	2077/078	34,477	4,561	4,464	4,048	4,213	2,880	1,595	1,622	1,324	1,349	1,601	2,581	4,239
23	2078/079	37,715	4,200	4,119	4,170	3,547	3,838	2,953	2,209	1,686	1,626	2,319	2,581	4,468
24	2079/080	33,010	4,427	4,390	4,131	4,181	2,771	1,534	1,593	1,457	1,830	1,305	1,723	3,668
25	2080/081	33,878	4,581	4,539	4,465	4,123	2,753	1,933	1,480	1,228	1,361	1,155	1,895	4,367
26	2081/082	34,049	4,743	4,590	2,579	3,784	3,011	1,815	1,714	1,686	1,284	2,230	2,883	4,290





CHATARA HYDROPOWER STATION (UNITS IN MWh)

S.N.	Fiscal Year	Total	Shr	Bha	Asw	Kar	Man	Pou	Mag	Fal	Cha	Bai	Jes	Ash
	Max Generation	1,008		934	766	457	363	362	324	409	362	338	594	734
	Max Generation Year	2062/063		2062/063	2063/064	2061/062	2056/057	2075/076	2078/079	2078/079	2078/079	2063/064	2057/058	2061/062
1	2052/053	23	-	-	-	-	-	-	-	-	-	-	-	23
2	2053/054	1,431	143	122	191	76	171	202	133	210	-	-	122	64
3	2054/055	491	99	46	63	34	44	31	12	-	-	1	43	120
4	2055/056	1,188	113	110	33	-	-	-	-	-	47	284	310	291
5	2056/057	4,253	353	509	673	378	363	183	301	213	192	139	313	638
6	2057/058	3,927	468	676	566	322	39	226	93	237	130	132	594	446
7	2058/059	209	125	24	61	-	-	-	-	-	-	-	-	-
8	2059/060	979	-	-	-	-	-	-	-	-	-	18	429	532
9	2060/061	4,504	684	667	602	318	248	285	174	4	123	327	430	644
10	2061/062	4,115	746	591	458	457	183	113	213	92	109	-	420	734
11	2062/063	4,563	1,008	934	622	311	303	107	-	-	35	70	554	621
12	2063/064	5,220	707	759	766	436	341	240	8	286	300	338	479	561
13	2064/065	3,839	463	674	659	288	78	284	164	110	168	292	370	289
14	2065/066	2,638	609	384	111	113	113	92	181	133	109	138	376	279
15	2066/067	2,425	163	214	396	197	172	101	49	28	79	172	349	505
16	2067/068	4,098	653	666	523	317	265	261	71	167	100	228	358	490
17	2068/069	3,033	804	461	613	364	195	40	-	29	187	147	193	-
18	2069/070	1,644	-	-	-	-	11	125	133	143	124	270	341	497
19	2070/071	2,355	727	493	486	109	-	132	166	90	134	17	-	3
20	2071/072	53	51	2	-	-	-	-	-	-	-	-	-	-
21	2072/073	-	-	-	-	-	-	-	-	-	-	-	-	-
22	2073/074	-	-	-	-	-	-	-	-	-	-	-	-	-
23	2074/075	22	-	-	-	-	-	22	-	-	-	-	-	-
24	2075/076	2,698	-	-	74	448	354	362	290	224	212	115	421	199
25	2076/077	1,822	324	118	-	-	-	-	27	268	360	306	174	247
26	2077/078	3,352	602	633	499	367	27	-	150	269	102	-	144	559
27	2078/079	2,879	141	557	453	130	-	338	324	409	362	163	-	-
28	2079/080	3,306	546	482	463	310	-	152	0	340	361	151	173	328
29	2080/081	3,415	571	496	332	333	37	209	262	284	259	11	166	454
30	2081/082	2,312	597	558	384	302	-	10	-	-	-	-	219	242




PANAUTI HYDROPOWER STATION (UNITS IN MWh)

S.N.	Fiscal Year	Total	Shr	Bha	Asw	Kar	Man	Pou	Mag	Fal	Cha	Bai	Jes	Ash
	Max Generation Year													
	2032/033 to 2057/058	89,779	-	-	-	-	-	-	-	-	-	-	-	-
27	2058/059	4,655	427	582	683	590	428	331	275	207	196	226	307	403
28	2059/060	1,421	551	331	-	-	-	-	-	-	-	-	81	459
29	2060/061	3,802	595	567	442	427	416	355	253	164	123	157	203	98
30	2061/062	3,684	556	608	612	464	358	281	219	119	122	128	57	162
31	2062/063	3,075	437	513	473	431	300	196	96	82	77	195	236	39
32	2063/064	2,899	394	539	530	281	310	195	148	187	51	-	29	235
33	2064/065	3,078	281	273	359	390	318	312	205	186	136	144	176	298
34	2065/066	1,880	337	237	235	237	256	210	96	65	78	86	38	5
35	2066/067	2,879	400	644	539	374	278	193	73	104	36	101	19	120
36	2067/068	2,729	370	557	610	239	259	231	107	146	69	142	-	-
37	2068/069	1,280	-	-	153	263	249	281	112	-	-	44	31	148
38	2069/070	1,511	267	243	66	126	41	152	93	93	11	99	86	235
39	2070/071	2,207	255	312	283	317	306	245	113	122	71	70	28	83
40	2071/072	1,632	180	134	176	129	163	121	55	152	93	113	126	189
41	2072/073	2,053	238	353	339	294	269	204	121	72	26	9	66	62
42	2073/074	2,499	189	313	399	406	325	260	145	80	73	118	81	110
43	2074/075	1,112	-	-	33	-	103	201	90	70	101	120	153	241
44	2075/076	3,006	432	464	505	362	262	214	177	164	129	173	30	94
45	2076/077	2,887	336	361	336	357	318	251	198	134	72	209	144	168
46	2077/078	2,948	208	346	446	430	363	266	169	117	68	133	130	272
47	2078/079	3,251	381	399	380	364	314	291	180	147	118	202	190	285
48	2079/080	2,512	316	324	283	261	252	255	167	155	179	116	61	144
49	2080/081	2,812	433	493	478	390	261	218	94	93	87	45	35	185
50	2081/082	1,047	477	454	116	-	-	-	-	-	-	-	-	-




SETI HYDROPOWER STATION (UNITS IN MWh)


S.N.	Fiscal Year	Total	Shr	Bha	Asw	Kar	Man	Pou	Mag	Fal	Cha	Bai	Jes	Ash
	Max Generation		1,006	1,033	1,076	1,077	1,088	1,070	1,011	1,005	1,023	1,034	1,067	971
	Max Generation Year		2080/081	2081/082	2066/067	2080/081	2066/067	2066/067	2066/067	2076/077	2067/068	2066/067	2077/078	2080/081
15	2042/043 to 2052/053	98,020												
16	2053/054	10,556	787	820	900	921	949	928	968	903	915	905	924	636
17	2054/055	7,987	759	784	874	786	664	700	815	450	274	610	659	611
18	2055/056	9,306	745	641	748	922	868	894	842	694	687	700	795	771
19	2056/057	9,347	787	809	811	878	819	831	716	651	687	875	822	661
20	2057/058	9,306	800	807	814	928	902	752	601	772	671	664	789	805
21	2058/059	8,038	732	858	722	708	771	686	525	477	647	728	640	544
22	2059/060	9,200	681	784	869	911	876	825	693	793	833	613	686	635
23	2060/061	8,580	691	747	715	848	761	582	557	518	648	861	885	766
24	2061/062	9,152	751	810	826	889	828	726	820	735	680	651	793	642
25	2062/063	9,659	703	699	941	913	934	899	880	457	808	867	731	827
26	2063/064	10,705	932	963	920	940	913	966	891	917	910	693	782	878
27	2064/065	10,823	799	701	933	916	919	996	940	976	1,008	1,033	1,036	566
28	2065/066	10,870	918	855	888	999	968	920	955	740	902	853	922	950
29	2066/067	11,198	757	768	1,076	1,045	1,088	1,070	1,011	932	1,013	1,034	488	915
30	2067/068	11,616	958	940	1,013	1,017	888	1,041	871	917	1,023	1,013	999	937
31	2068/069	10,411	906	904	604	999	990	1,017	975	953	988	738	747	592
32	2069/070	10,513	927	931	978	1,029	1,024	994	963	985	873	562	528	720
33	2070/071	10,893	869	843	996	961	983	969	889	833	910	986	930	723
34	2071/072	10,225	758	871	883	845	802	833	911	887	813	905	921	797
35	2072/073	10,992	920	941	968	971	889	956	897	855	883	846	983	881
36	2073/074	8,045	881	567	489	791	959	909	773	730	915	173	101	756
37	2074/075	10,187	970	919	1,020	976	878	421	898	823	884	886	702	811
38	2075/076	10,030	927	905	924	885	806	923	815	762	802	910	708	662
39	2076/077	11,158	642	940	877	921	995	972	938	1,005	1,011	1,027	872	959
40	2077/078	11,682	999	1,028	939	991	1,014	998	994	898	962	945	1,067	846
41	2078/079	10,955	995	1,000	840	664	851	977	982	995	962	983	964	743
28	2079/080	11,824	979	969	1,049	1,063	1,010	1,019	936	895	956	1,033	1,061	854
29	2080/081	11,691	1,006	1,004	969	1,077	1,044	985	946	850	939	965	933	971
30	2081/082	11,253	915	1,033	983	1,075	1,016	909	974	884	870	736	997	862



FEWA HYDROPOWER STATION (UNITS IN MWh)


S.N	Fiscal Year	Total	Shr	Bha	Asw	Kar	Man	Pou	Mag	Fal	Cha	Bai	Jes	Ash
Max Generation Year		2078/079	2078/079	2077/078	2053/054	2053/054	2053/054	2055/056	2054/055	2069/070	2064/065	2056/057	2053/054	2053/054
1	2025/026 to 2052/053	53,428	-	-	-	-	-	-	-	-	-	-	-	-
2	2053/054	2,868	115	97	98	460	431	305	266	-	-	97	519	479
3	2054/055	2,226	87	41	128	174	189	462	395	199	40	-	209	300
4	2055/056	2,459	168	57	136	266	426	482	294	286	28	-	-	316
5	2056/057	2,231	98	6	12	268	383	313	260	192	111	265	214	107
6	2057/058	1,101	26	46	65	250	52	338	208	114	3	-	-	-
7	2058/059	1,249	-	13	-	157	230	296	194	176	121	63	-	-
8	2059/060	1,745	-	-	-	-	303	354	272	197	139	170	188	121
9	2060/061	527	109	98	135	75	-	-	-	-	-	-	-	110
10	2061/062	1,352	56	104	160	65	239	234	230	118	21	2	36	88
11	2062/063	2,373	202	274	278	152	319	329	267	191	226	97	-	37
12	2063/064	2,405	164	166	194	97	377	405	273	288	105	-	117	218
13	2064/065	1,216	-	-	-	-	-	183	208	141	269	171	113	133
14	2065/066	2,180	261	152	210	203	377	411	301	173	90	3	-	-
15	2066/067	1,425	-	-	110	189	337	356	286	124	-	-	-	23
16	2067/068	1,913	157	144	135	78	280	357	236	204	97	-	-	226
17	2068/069	1,872	208	151	159	150	188	248	190	229	219	126	4	-
18	2069/070	2,082	263	238	228	104	-	137	304	343	147	84	24	210
19	2070/071	2,050	220	219	255	121	223	250	233	216	101	65	-	149
20	2071/072	2,311	213	215	263	104	270	363	283	198	172	103	-	128
21	2072/073	1,665	150	169	181	123	196	229	225	130	109	27	-	127
22	2073/074	1,468	122	168	180	86	115	215	228	152	37	-	-	163
23	2074/075	1,872	158	215	243	130	224	250	237	220	102	-	-	92
24	2075/076	1,532	107	157	234	68	89	39	190	224	209	116	-	98
25	2076/077	2,127	143	232	186	157	232	353	326	209	29	139	5	116
26	2077/078	1,851	339	371	366	97	191	72	97	-	-	-	34	284
27	2078/079	1,863	375	372	293	33	186	213	157	-	-	-	46	187
28	2079/080	1,417	196	209	200	96	6	152	157	95	63	66	84	93
29	2080/081	1,105	185	190	184	50	118	188	139	52	-	-	-	-
30	2081/082	965	114	147	208	57	110	128	95	9	-	-	-	96





SUNDARJAL HYDROPOWER STATION (UNITS IN MWh)


S.N.	Fiscal Year	Total	Shr	Bha	Asw	Kar	Man	Pou	Mag	Fal	Cha	Bai	Jes	Ash
Max Generation Year		56,320	709	678	690	650	606	578	503	431	740	353	528	712
Max Generation Year			2080/081	2081/082	2078/079	2079/080	2081/082	2078/079	2078/079	2078/079	2080/081	2081/082	2081/082	2081/082
1	Upto 2057/058		-	-	-	-	-	-	-	-	-	-	-	-
2	2058/059	3,974	236	401	415	400	386	394	407	338	300	265	206	226
3	2059/060	3,159	308	344	179	231	216	231	228	223	233	238	299	427
4	2060/061	4,093	416	398	358	285	357	406	380	304	255	253	374	306
5	2061/062	4,212	429	439	410	410	409	415	363	326	298	260	225	230
6	2062/063	2,612	231	237	251	227	200	232	254	194	195	195	241	155
7	2063/064	4,356	345	379	420	434	406	404	354	225	239	294	401	454
8	2064/065	4,346	450	448	449	457	443	425	187	297	236	240	309	407
9	2065/066	4,062	445	448	416	438	370	252	269	283	254	220	304	364
10	2066/067	4,350	507	487	475	385	432	404	302	267	225	217	217	431
11	2067/068	4,122	460	390	392	460	429	190	162	282	244	288	392	433
12	2068/069	4,346	431	425	440	456	426	380	323	306	266	241	252	398
13	2069/070	4,198	370	382	420	444	402	341	311	288	217	208	367	449
14	2070/071	3,481	451	454	440	259	238	274	237	204	172	102	245	405
15	2071/072	4,530	441	435	420	453	436	395	310	319	290	278	389	363
16	2072/073	4,294	453	427	453	478	451	342	287	256	220	188	321	418
17	2073/074	4,491	430	448	446	447	438	429	326	286	240	254	291	456
18	2074/075	4,332	498	467	406	389	444	370	285	235	221	225	307	486
19	2075/076	3,587	470	469	454	382	231	240	230	226	210	216	212	248
20	2076/077	2,815	256	248	239	214	100	134	140	190	298	308	331	356
21	2077/078	3,922	361	365	358	361	304	348	358	287	250	269	304	357
22	2078/079	6,102	635	319	690	594	543	578	503	431	300	327	506	676
23	2079/080	5,785	670	655	642	650	575	382	420	339	314	235	305	597
24	2080/081	6,187	709	677	671	606	585	526	464	356	740	190	165	497
25	2081/082	6,561	685	678	670	623	606	528	470	357	351	353	528	712




KULEKHANI – I HYDROPOWER STATION (UNITS IN MWh)

S.N.	Fiscal Year	Total	Shr	Bha	Asw	Kar	Man	Pou	Mag	Fal	Cha	Bai	Jes	Ash
Max Generation		34,087	34,278	21,139	14,836	17,825	26,676	30,871	29,963	27,473	31,097	22,614	31,152	
Max Generation Year		2076/077	2056/057	2056/057	2056/057	2044/045	2053/054	2059/060	2059/060	2078/079	2081/082	2071/072	2077/078	
1	2038/039	27,434	-	-	-	-	-	-	-	-	11,023	16,411	-	-
2	2039/040	87,417	661	3,318	4,194	2,964	11,007	12,477	10,932	10,261	10,607	10,607	7,958	5,576
3	2040/041	82,293	5,058	3,074	3,636	2,595	11,681	11,287	9,342	10,263	7,240	7,240	5,527	5,072
4	2041/042	104,012	9,047	5,594	4,715	6,154	13,578	10,601	8,275	9,256	10,608	10,608	8,316	10,112
5	2042/043	174,411	12,940	13,222	9,020	8,437	15,062	18,512	18,999	20,453	15,848	15,848	15,866	16,032
6	2043/044	190,395	17,572	15,344	12,146	13,319	17,260	17,440	19,250	19,206	15,971	15,971	12,914	15,511
7	2044/045	198,077	15,831	17,780	14,897	14,478	18,740	19,192	17,068	16,487	16,402	16,402	14,037	15,340
8	2045/046	170,883	16,808	15,482	17,011	12,135	17,985	15,563	15,431	12,139	10,019	10,019	11,219	13,818
9	2046/047	132,594	17,250	18,641	16,134	10,800	13,251	10,828	8,331	5,902	6,573	6,573	7,262	5,611
10	2047/048	163,410	3,358	10,097	11,687	13,194	25,818	27,183	21,002	15,798	10,598	10,598	5,082	7,339
11	2048/049	117,103	7,903	8,981	8,081	6,418	18,133	19,607	15,286	9,750	4,424	4,424	3,352	4,617
12	2049/050	71,292	7,438	5,155	4,659	3,481	9,951	12,935	9,911	5,329	2,098	2,098	2,486	2,785
13	2050/051	107,781	353	-	-	-	11,709	19,997	17,296	17,423	25,476	25,476	10,929	4,598
14	2051/052	113,048	6,304	4,303	7,044	4,959	21,778	17,108	15,651	8,803	4,562	4,562	4,367	6,670
15	2052/053	167,197	10,845	17,147	11,833	6,492	13,445	15,550	14,488	26,664	15,781	15,781	14,195	12,443
16	2053/054	167,985	9,904	10,694	14,945	11,385	26,676	26,586	20,735	14,542	10,996	10,996	372	4,538
17	2054/055	121,571	7,712	6,714	16,513	7,816	7,474	15,104	13,610	10,124	9,847	9,847	11,336	10,885
18	2055/056	195,737	15,562	31,986	13,346	8,025	19,380	18,481	16,867	20,205	11,864	11,864	7,649	19,168
19	2056/057	249,680	33,355	34,278	21,139	14,836	19,307	26,333	26,755	20,815	11,148	11,148	12,322	17,430
20	2057/058	175,752	9,023	17,107	16,103	9,072	18,242	24,925	25,096	19,588	5,554	5,554	5,717	10,164
21	2058/059	145,421	10,551	10,315	8,885	6,617	15,108	21,475	19,134	20,027	8,026	8,026	8,070	9,115
22	2059/060	170,026	12,147	15,542	14,250	8,293	16,177	30,871	29,963	13,435	8,533	8,533	7,189	5,520
23	2060/061	160,609	10,517	9,086	11,329	9,850	20,508	19,192	19,540	16,577	11,986	11,986	9,578	12,880
24	2061/062	173,785	16,627	10,798	11,960	10,665	18,091	23,347	20,983	18,940	17,813	17,813	8,448	6,890






S.N.	Fiscal Year	Total	Shr	Bha	Asw	Kar	Man	Pou	Mag	Fal	Cha	Bai	Jes	Ash
25	2062/063	114,700	7,953	7,188	7,091	5,623	9,062	13,560	17,132	18,371	5,886	6,777	7,012	9,045
26	2063/064	138,048	8,954	7,407	6,348	6,697	12,319	20,838	20,412	10,226	15,124	14,271	9,091	6,361
27	2064/065	153,016	3,742	5,672	15,260	8,382	8,412	16,467	23,738	20,110	21,113	9,013	10,518	10,589
28	2065/066	75,114	10,316	8,097	3,654	2,131	8,295	12,487	6,195	10,214	2,381	3,313	4,421	3,610
29	2066/067	86,996	4,290	4,756	5,156	4,595	6,612	12,642	10,268	9,495	11,040	6,576	5,884	5,682
30	2067/068	98,886	9,633	3,171	4,396	3,927	5,545	9,594	12,680	11,999	17,468	8,149	6,726	5,598
31	2068/069	143,284	7,888	7,611	13,698	8,112	6,866	8,683	13,638	25,823	25,403	17,814	3,884	3,864
32	2069/070	92,829	4,704	2,205	464	1,148	3,958	8,608	8,291	15,504	27,394	10,560	3,630	6,363
33	2070/071	94,084	9,615	3,767	521	2,938	4,051	4,539	9,733	16,711	15,278	20,471	5,986	474
34	2071/072	90,081	39	11	79	3,141	3,642	3,732	9,481	5,494	9,808	24,797	22,614	7,243
35	2072/073	71,356	626	187	221	716	297	5,776	16,038	9,420	13,184	18,442	2,845	3,604
36	2073/074	73,402	3,946	566	256	723	918	6,253	10,743	13,289	14,232	13,226	6,141	3,109
37	2074/075	62,131	860	313	202	225	202	4,345	5,283	14,322	12,845	12,669	6,428	4,437
38	2075/076	91,184	4,480	2,894	2,209	1,349	2,249	5,878	5,390	2,710	13,504	20,932	16,616	12,973
39	2076/077	162,972	34,087	10,136	6,239	11,710	17,176	13,628	10,978	5,655	7,788	8,934	18,230	18,411
40	2077/078	195,157	32,949	21,530	14,405	13,080	10,499	17,693	16,581	4,014	13,267	6,840	13,147	31,152
41	2078/079	172,753	22,943	6,909	9,559	2,343	7,987	14,015	16,484	11,129	27,473	16,993	19,627	17,291
42	2079/080	127,761	6,816	4,722	512	34	5,781	19,301	8,651	9,850	21,938	30,172	11,841	8,143
43	2080/081	103,680	1,620	2,126	6,323	1,801	4,704	6,192	10,741	881	14,377	29,722	19,097	6,096
44	2081/082	170,563	8,586	9,045	19,215	11,275	7,983	14,543	7,030	3,532	27,269	31,097	19,141	11,847.00




KULEKHANI – II HYDROPOWER STATION (UNITS IN MW/h)

S.N.	Fiscal Year	Total	Shr	Bha	Asw	Kar	Man	Pou	Mag	Fal	Cha	Bai	Jes	Ash
Max Generation		16,472		15,854	9,467	7,504	8,635	13,177	14,674	14,490	13,621	14,177	11,184	15,137
Max Generation Year		2076/77		2056/57	2056/57	2044/45	2076/77	2053/54	2059/60	2059/60	2069/70	2079/80	2071/72	2077/78
1	2043/044	65,348	-	-	-	-	5,210	8,757	8,606	9,568	9,407	8,188	6,573	9,040
2	2044/045	103,639	10,935	11,319	7,860	7,504	8,624	8,987	9,024	8,033	7,828	7,871	6,777	8,876
3	2045/046	85,212	10,111	10,605	9,003	5,121	5,845	7,970	6,881	6,867	5,434	4,556	5,222	7,597
4	2046/047	63,900	10,334	10,066	8,789	4,784	5,211	5,629	4,592	3,603	2,497	2,694	3,013	2,690
5	2047/048	71,899	2,259	6,098	6,620	5,688	4,781	10,837	11,355	8,624	6,482	4,163	1,829	3,164
6	2048/049	49,814	3,781	4,789	3,738	2,547	4,307	7,490	8,134	6,208	3,751	1,798	1,421	1,851
7	2049/050	28,443	3,458	2,254	1,973	1,334	1,895	3,805	5,039	3,849	1,880	825	949	1,181
8	2050/051	41,020	-	-	-	-	-	4,300	7,448	6,658	6,810	10,506	3,946	1,354
9	2051/052	52,405	1,970	1,487	3,031	2,191	5,392	10,592	8,448	7,839	4,265	2,155	2,047	2,988
10	2052/053	79,520	4,909	8,016	5,419	2,825	3,742	6,508	7,593	7,004	13,191	7,821	6,679	5,814
11	2053/054	77,961	4,159	4,562	6,797	5,082	7,647	13,177	13,210	10,291	6,982	5,347	-	707
12	2054/055	58,647	3,262	2,972	8,062	3,600	2,092	3,686	7,618	6,923	5,018	4,695	5,450	5,270
13	2055/056	95,889	7,001	15,169	5,956	3,662	6,481	9,976	9,526	8,614	10,488	5,991	3,837	9,189
14	2056/057	122,758	15,451	15,854	9,467	6,456	6,323	9,980	13,560	13,886	11,027	5,740	6,334	8,678
15	2057/058	81,811	3,850	7,235	6,909	3,868	6,874	9,015	12,478	12,264	9,664	2,661	2,588	4,405
16	2058/059	65,693	4,325	4,283	3,369	2,666	3,402	6,927	10,879	9,188	9,722	3,759	3,479	3,694
17	2059/060	74,100	4,357	6,406	5,735	2,936	3,213	7,160	14,674	14,490	6,334	3,787	2,975	2,035
18	2060/061	65,578	3,898	3,049	4,229	3,904	3,972	9,045	8,488	8,935	7,506	5,118	3,537	3,896
19	2061/062	72,092	6,381	3,760	4,740	4,142	3,728	7,785	10,352	9,258	8,237	7,634	3,317	2,758
20	2062/063	47,330	3,253	2,856	2,617	2,140	3,660	5,633	7,638	8,132	2,376	2,755	2,767	3,505
21	2063/064	54,992	3,451	2,730	2,277	2,565	4,842	8,863	8,939	4,359	5,604	5,454	3,632	2,277
22	2064/065	51,445	1,359	1,934	4,884	2,495	2,736	6,153	3,965	5,255	8,281	4,193	5,145	5,045
23	2065/066	36,935	4,631	3,772	1,657	1,005	4,294	6,414	3,227	5,274	1,217	1,634	2,178	1,632
24	2066/067	43,519	2,063	2,093	2,434	2,242	3,497	6,542	5,022	5,041	5,409	3,448	2,833	2,893
25	2067/068	50,468	4,933	1,478	2,016	1,892	3,036	5,109	6,529	6,566	8,701	4,133	3,348	2,728




S.N.	Fiscal Year	Total	Shr	Bha	Asw	Kar	Man	Pou	Mag	Fal	Cha	Bai	Jes	Ash
26	2068/069	71,448	3,771	3,532	6577	3,765	3,764	4,489	7,047	13,196	12,473	8,913	2,027	1,894
27	2069/070	40,158	2,468	761	213	585	2,072	4,396	4,208	7,747	13,621	1,159	844	2,082
28	2070/071	46,597	4,285	1,754	230	1,369	2,015	2,188	5,075	8,576	7,643	10,163	3,063	236
29	2071/072	44,741	19	-	35	1,600	1,942	2,054	4,764	2,694	4,744	12,198	11,184	3,508
30	2072/073	36,055	300	88	79	359	170	2,978	8,214	4,848	6,607	9,309	1,384	1,720
31	2073/074	37,795	1,761	297	256	442	618	3,265	5,388	6,789	7,367	6,832	3,137	1,643
32	2074/075	31,754	527	185	237	266	280	2,350	2,727	7,151	6,523	6,364	3,052	2,091
33	2075/076	44,676	2,094	1,371	1,054	701	1,156	3,030	2,754	1,360	6,441	10,043	8,124	6,548
34	2076/077	81,712	16,472	5,517	3,138	5,788	8,635	6,878	5,576	2,871	3,951	4,506	9,114	9,267
35	2077/078	95,229	16,096	10,505	6,885	6,369	5,146	8,500	8,170	2,012	6,530	3,328	6,550	15,137
36	2078/079	82,691	10,683	3,087	4,300	1,131	3,932	6,723	7,865	5,209	13,183	8,209	9,737	8,631
37	2079/080	60,093	3,393	2,321	271	193	2,785	8,914	3,941	4,496	10,015	14,177	5,580	4,006
38	2080/081	48,139	877	1,152	3,067	1,022	2,275	2,876	4,893	436	6,478	13,516	8,829	2,717
39	2081/082	74,946	3,724	3,959	8,240	5,101	3,626	6,437	3,155	1,544	11,870	13,451	8,566	5,273




KULEKHANI – III HYDROPOWER STATION (UNITS IN MWh)

S.N.	Fiscal Year	Total	Shr	Bha	Asw	Kar	Man	Pou	Mag	Fal	Cha	Bai	Jes	Ash
Max Generation			5,731	3,831	3,894	2,595	3,092	3,739	3,195	2,150	5,162	5,524	3,890	5,952
Max Generation Year			2076/77	2056/57	2056/57	2044/45	2076/77	2053/54	2059/60	2069/70	2079/80	2071/72	2077/78	
1	2076/077	20,365	-	-	262	1,801	3,092	2,465	1,997	1,037	1,410	1,627	3,301	3,373
2	2077/078	35,566	5,731	3,831	2,533	2,321	1,892	3,147	3,051	751	2,501	1,307	2,547	5,952
3	2078/079	36,244	4,694	2,042	2,561	989	1,747	2,820	3,195	2,150	5,162	3,243	3,890	3,751
4	2079/080	27,536	1,859	1,528	793	553	1,411	3,739	1,770	1,948	4,111	5,512	2,400	1,912
5	2080/081	22,279	517	958	1,691	715	1,176	1,355	2,140	361	2,748	5,524	3,717	1,378
6	2081/082	34,277	2,050	2,246	3,894	2,595	1,810	2,851	1,501	835	4,902	5,390	3,670	2,534




MULTIFUEL PLANT (UNITS IN MWh)


S.N.	Fiscal Year	Total	Shr	Bha	Asw	Kar	Man	Pou	Mag	Fal	Cha	Bai	Jes	Ash
	Max Generation	6,297		6,294	8,306	5,811	9,869	9,942	14,140	13,649	13,772	10,904	10,503	4,586
	Max Generation Year		2054/55	2054/55	2054/55	2051/52	2051/52	2054/55	2054/55	2055/56	2055/56	2055/56	2055/56	2054/55
1	2047/048	268	-	-	-	-	-	-	-	-	-	-	-	-
2	2048/049	20,249	-	-	-	-	-	-	-	-	-	-	-	-
3	2049/050	36,321	1,111	1,417	556	680	2,097	5,058	4,858	4,596	5,938	3,932	3,223	2,857
4	2050/051	56,662	3,943	4,432	4,160	3,478	5,193	5,926	5,241	6,586	7,348	3,635	3,620	3,100
5	2051/052	76,266	3,238	2,767	2,921	5,811	9,869	7,541	9,802	8,959	8,468	8,266	6,301	2,322
6	2052/053	28,634	1,079	823	2,331	3,094	4,325	6,319	4,737	1,106	1,618	1,051	661	1,491
7	2053/054	29,348	3,063	2,451	1,383	1,602	1,292	1,055	1,063	4,306	3,385	2,564	3,196	3,988
8	2054/055	85,664	6,297	6,294	8,306	3,588	6,628	9,942	14,140	10,078	9,585	2,344	3,874	4,586
9	2055/056	86,215	1,530	1,408	3,846	4,075	4,867	7,707	9,783	13,649	13,772	10,904	10,503	4,172
10	2056/057	53,318	2,099	1,989	2,512	1,542	3,641	9,668	8,264	9,844	6,035	5,602	1,412	709
11	2057/058	19,310	941	1,214	869	1,077	1,550	2,038	1,604	1,512	6,390	1,826	264	24
12	2058/059	13,653	963	1,243	790	522	1,493	2,694	2,479	2,332	964	163	4	4
13	2059/060	4,149	-	-	-	105	484	512	1,089	759	865	60	141	134
14	2060/061	8,743	638	646	440	635	623	767	775	879	1,224	1,099	489	527
15	2061/062	11,142	726	540	292	283	535	635	1,242	1,649	1,494	1,965	1,352	430
16	2062/063	12,588	964	933	583	432	1,042	2,064	1,954	1,828	1,625	402	330	430
17	2063/064	10,293	443	1,031	1,282	1,093	1,486	1,984	223	-	294	741	774	941
18	2064/065	7,866	567	780	900	729	980	1,091	1,149	531	752	332	52	4
19	2065/066	5,322	-	24	530	228	331	664	720	530	703	645	307	640
20	2066/067	9,703	398	757	819	804	623	1,036	1,006	1,371	1,282	1,009	131	468
21	2067/068	2,349	661	80	120	301	782	234	3	-	109	60	-	-
22	2068/069	933	6	3	6	44	9	5	27	25	326	476	7	-
23	2069/070	9,954	66	3	-	22	118	1,317	2,467	2,227	2,921	589	225	-
24	2070/071	4,981	-	76	915	127	42	392	903	1,291	1,157	-	79	-
25	2071/072	-	-	-	-	-	-	-	-	-	-	-	-	-
26	2072/073	23	-	-	-	-	-	-	-	-	23	-	-	-
27	2073/074	16	-	-	-	-	-	-	-	-	-	-	-	-
28	2074/075	-	-	-	-	-	-	-	-	-	-	-	-	-
29	2075/076	-	-	-	-	-	-	-	-	-	-	-	-	-
30	2076/077	3	-	1	-	0	0	-	-	1	-	-	-	1



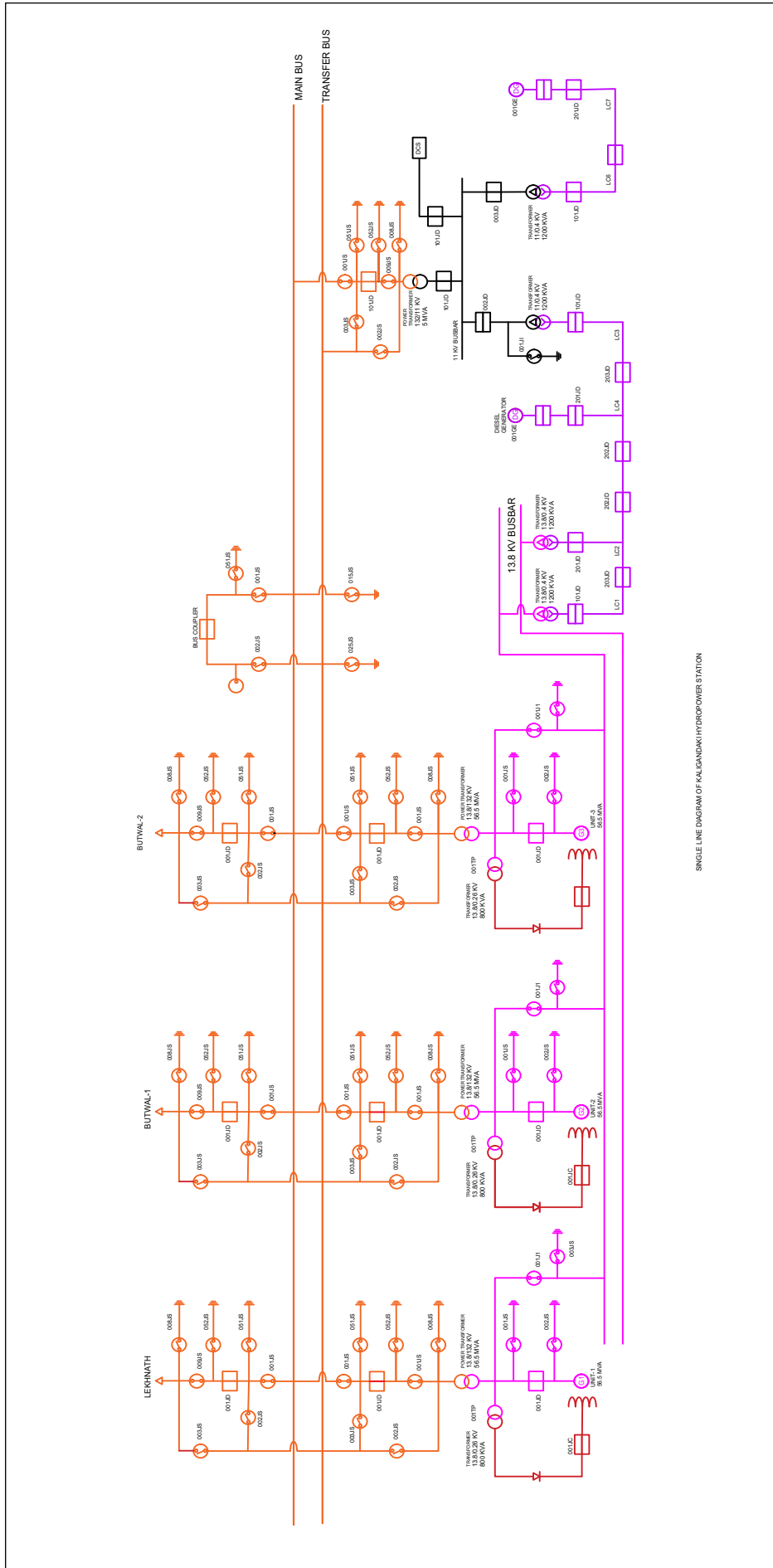
HETAUDA DIESEL STATION (UNITS IN MWh)

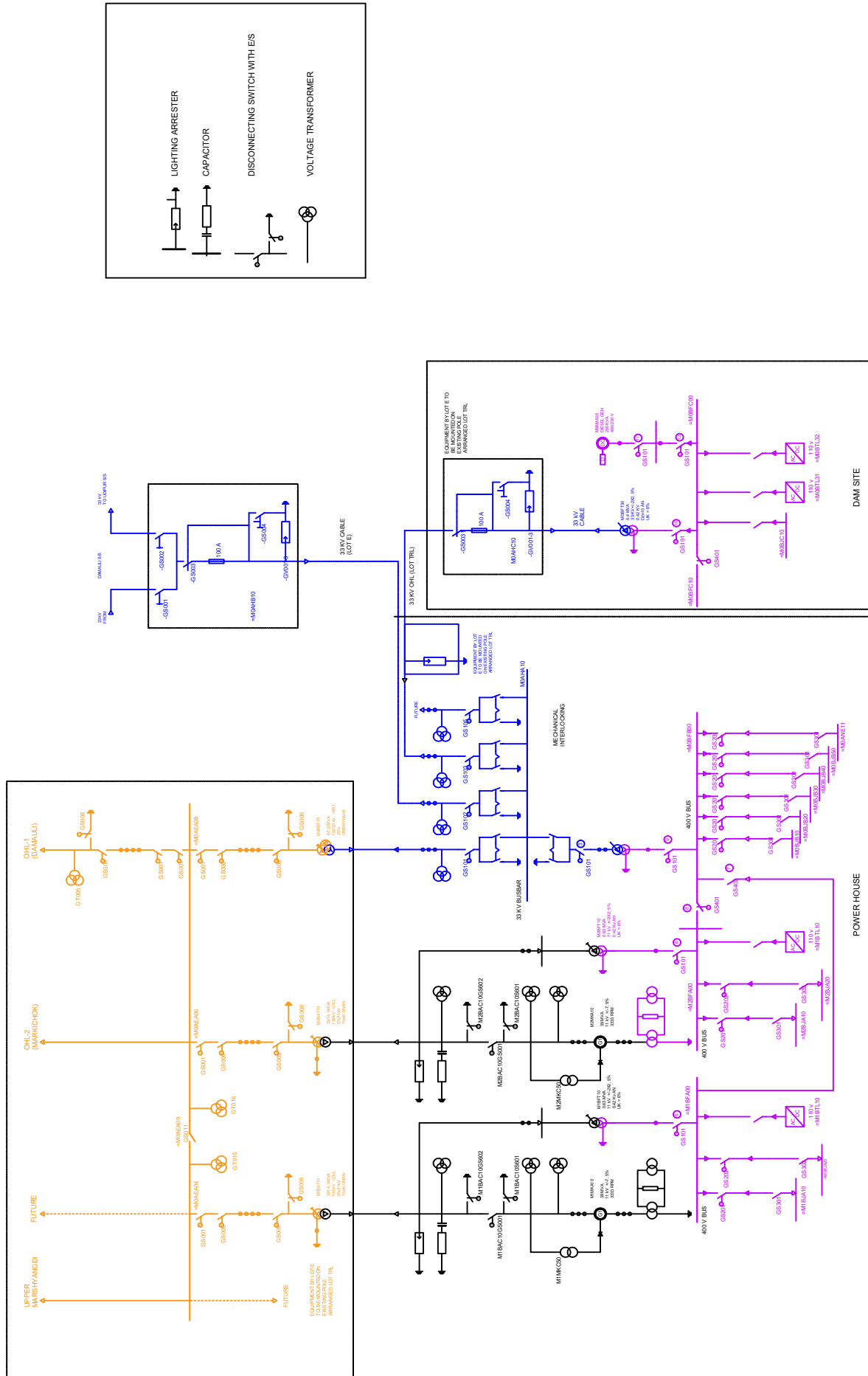

S.N.	Fiscal Year	Total	Shr	Bha	Asw	Kar	Man	Pou	Mag	Fal	Cha	Bai	Jes	Ash
Max Generation		1,519		1,733	1,800	1,033	1,607	3,186	3,516	3,545	2,989	2,392	3,056	1,931
Max Generation Year		2054/055		2054/055	2054/055	2055/056	2055/056	2055/056	2055/056	2055/056	2055/056	2048/049	2055/056	2054/055
1	2043/044	29	-	-	-	9	-	-	-	-	19	1	-	-
2	2044/045	99	86	-	-	-	-	-	-	-	-	-	-	13
3	2045/046	8,716	-	-	-	629	1,143	1,819	2,009	1,811	607	-	424	275
4	2046/047	131	-	19	42	-	41	-	-	-	28	-	-	-
5	2047/048	202	88	34	73	-	-	7	-	0	-	-	-	-
6	2048/049	11,003	-	-	-	-	5	928	1,945	2,321	2,387	2,392	893	132
7	2049/050	11,133	-	88	249	576	1,529	2,071	1,493	1,366	1,697	1,095	433	537
8	2050/051	4,848	249	344	427	201	742	1,591	821	474	-	-	-	-
9	2051/052	3,876	-	-	-	-	-	-	-	146	806	572	1,021	1,331
10	2052/053	7,687	841	512	769	1,001	715	1,028	996	619	523	280	120	282
11	2053/054	9,366	503	511	259	301	451	477	390	881	1,288	1,039	1,536	1,730
12	2054/055	18,682	1,519	1,733	1,800	923	1,179	1,312	1,888	2,050	1,975	1,106	1,266	1,931
13	2055/056	24,204	316	415	689	1,033	1,607	3,186	3,516	3,545	2,989	2,387	3,056	1,464
14	2056/057	11,066	382	390	294	540	985	1,142	1,452	2,119	1,611	1,716	317	117
15	2057/058	5,197	9	63	78	27	247	283	294	364	1,872	1,159	479	324
16	2058/059	3,045	235	348	210	252	435	527	513	386	135	5	-	-
17	2059/060	269	2	3	1	6	67	1	2	83	69	11	23	2
18	2060/061	1,119	10	60	44	70	1	187	301	64	266	91	25	-
19	2061/062	2,193	-	9	-	-	-	188	349	203	158	424	774	87
20	2062/063	3,521	284	396	167	69	373	668	419	491	401	182	58	13
21	2063/064	3,021	61	289	291	248	363	467	454	-	55	271	279	243
22	2064/065	1,309	83	342	123	90	56	43	330	22	116	43	20	42
23	2065/066	3,734	26	147	343	127	138	523	605	1,058	182	46	131	407
24	2066/067	3,417	28	220	439	444	511	396	224	369	346	62	64	312
25	2067/068	1,333	333	96	88	155	122	145	164	24	89	80	26	12
26	2068/069	618	-	-	-	-	2	89	223	223	38	-	42	-
27	2069/070	8,869	3	7	2	105	178	2,151	2,731	2,053	1,197	432	7	2
28	2070/071	4,769	2	2	1	89	52	16	918	2,613	1,005	57	6	9
29	2071/072	1,255	5	5	-	81	-	-	1,134	5	12	7	3	3
30	2072/073	122	1	8	6	50	7	7	6	6	5	7	8	10
31	2073/074	326	8	7	8	60	8	9	6	7	168	34	6	6
32	2074/075	127	6	5	7	30	12	9	8	8	8	12	9	12
33	2075/076	116	7	10	10	9	10	11	12	9	11	10	9	8
34	2076/077	57	3	3	5	6	4	9	7	4	4	2	5	5
35	2077/078	54	5	1	5	7	5	4	7	4	2	5	6	4
36	2078/079	33	4	3	3	2	1	4	3	3	1	2	2	2
37	2079/080	13	2	2	1	1	2	1	1	1	1	1	-	-





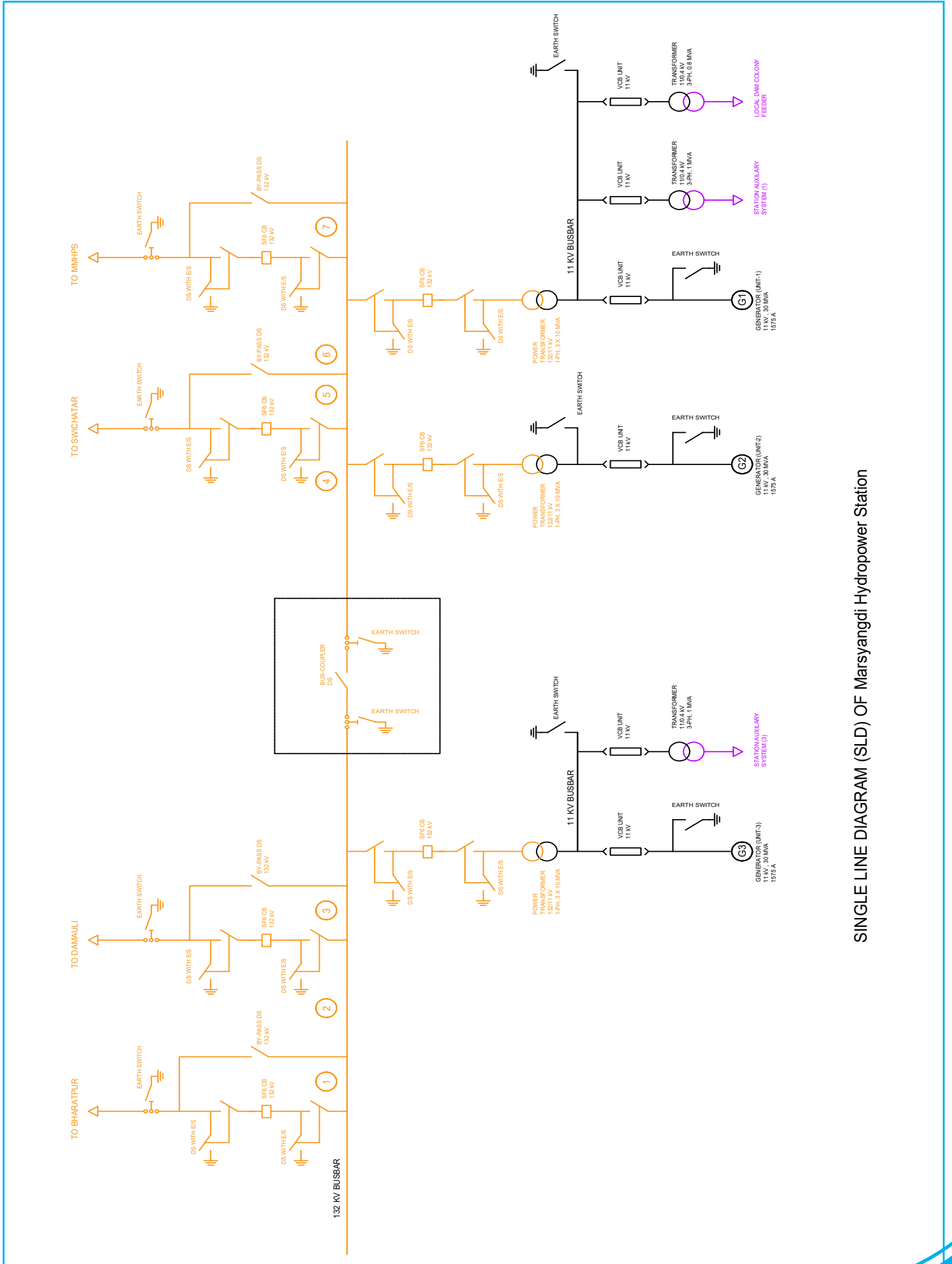

SINGLE LINE DIAGRAM



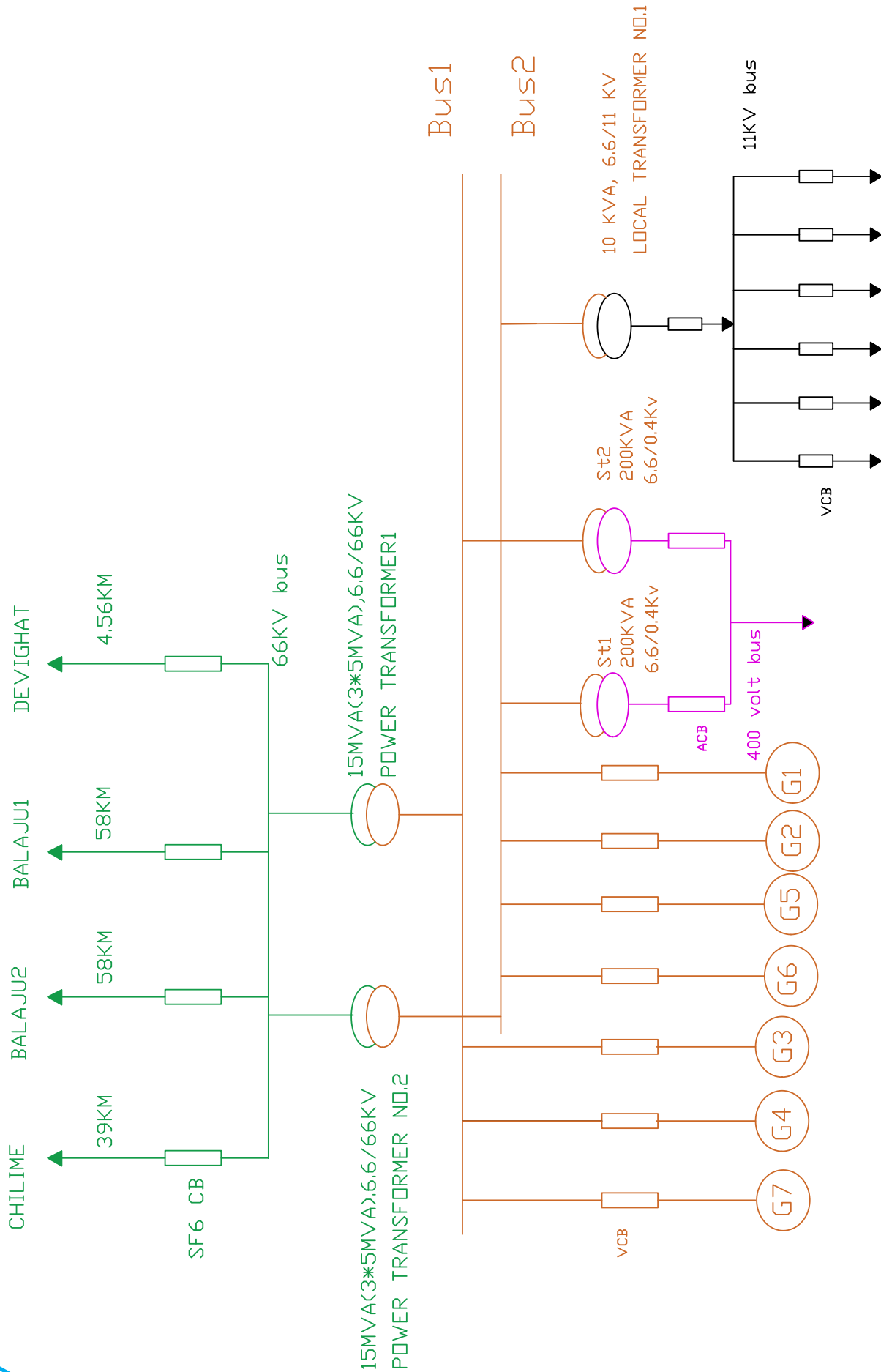



SINGLE LINE DIAGRAM OF MIDDLE MARSYANGDI HYDROPOWER STATION



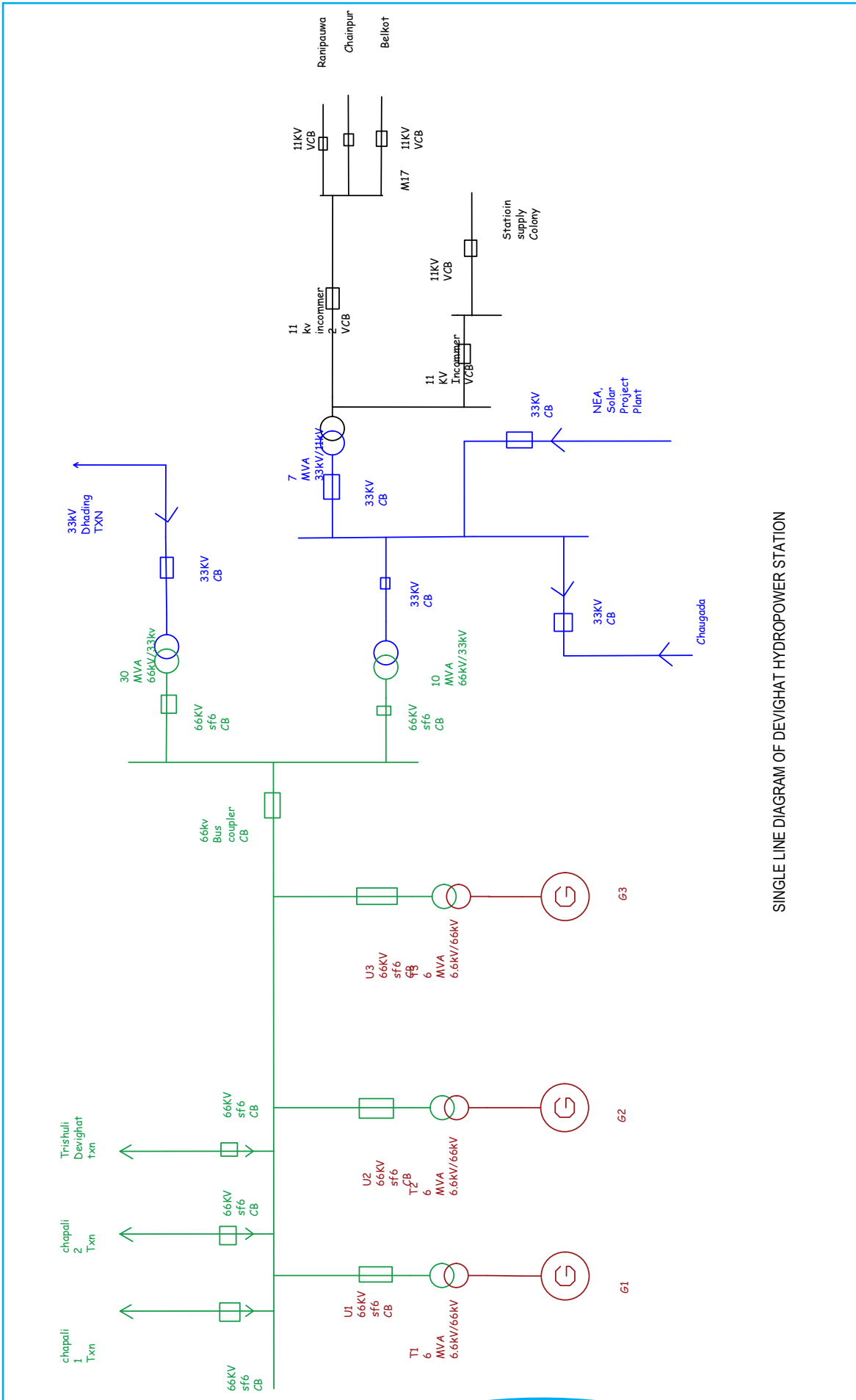



SINGLE LINE DIAGRAM (SLD) OF Marsyangdi Hydropower Station

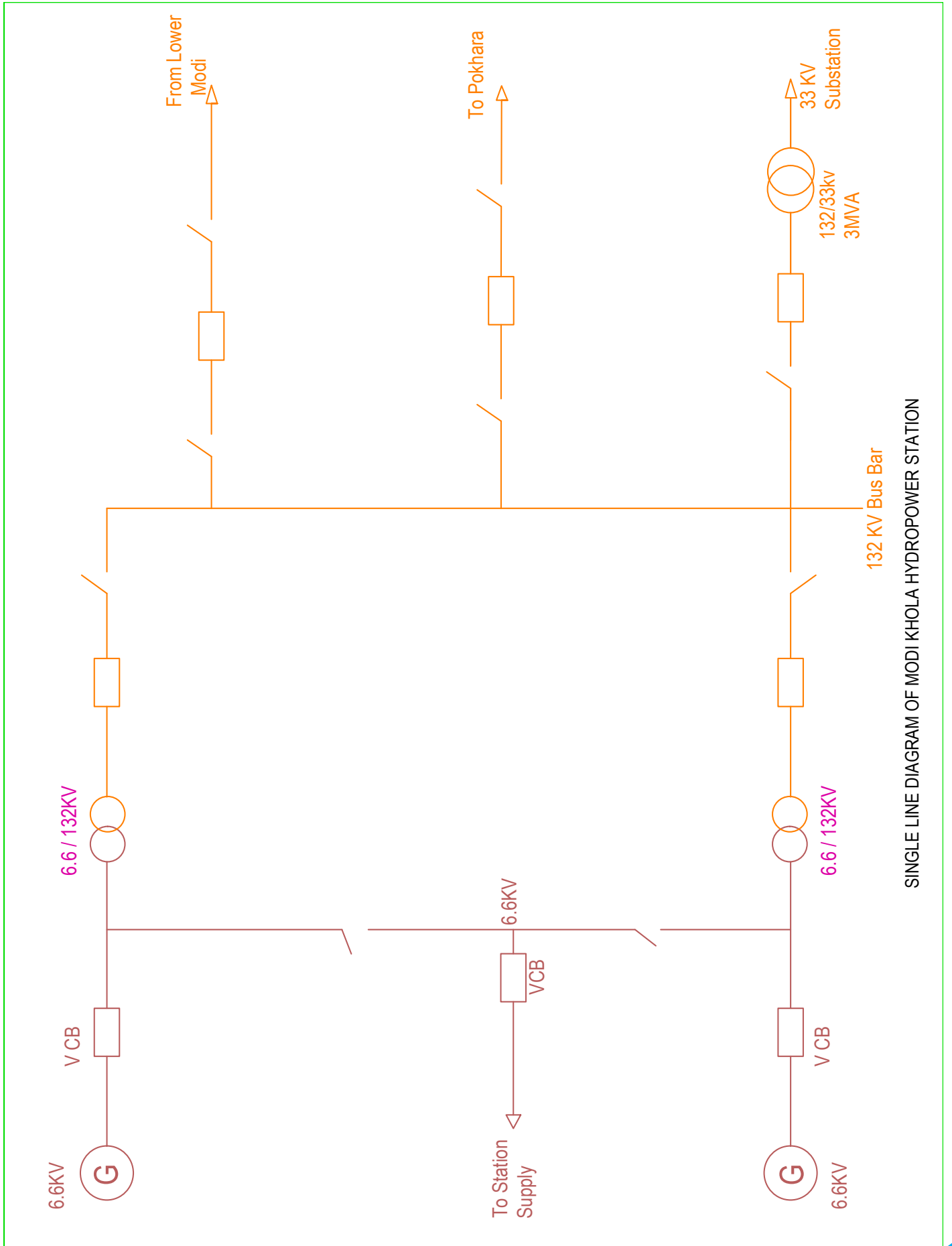



SINGLE LINE DIAGRAM OF TRISHULI HYDROPOWER STATION

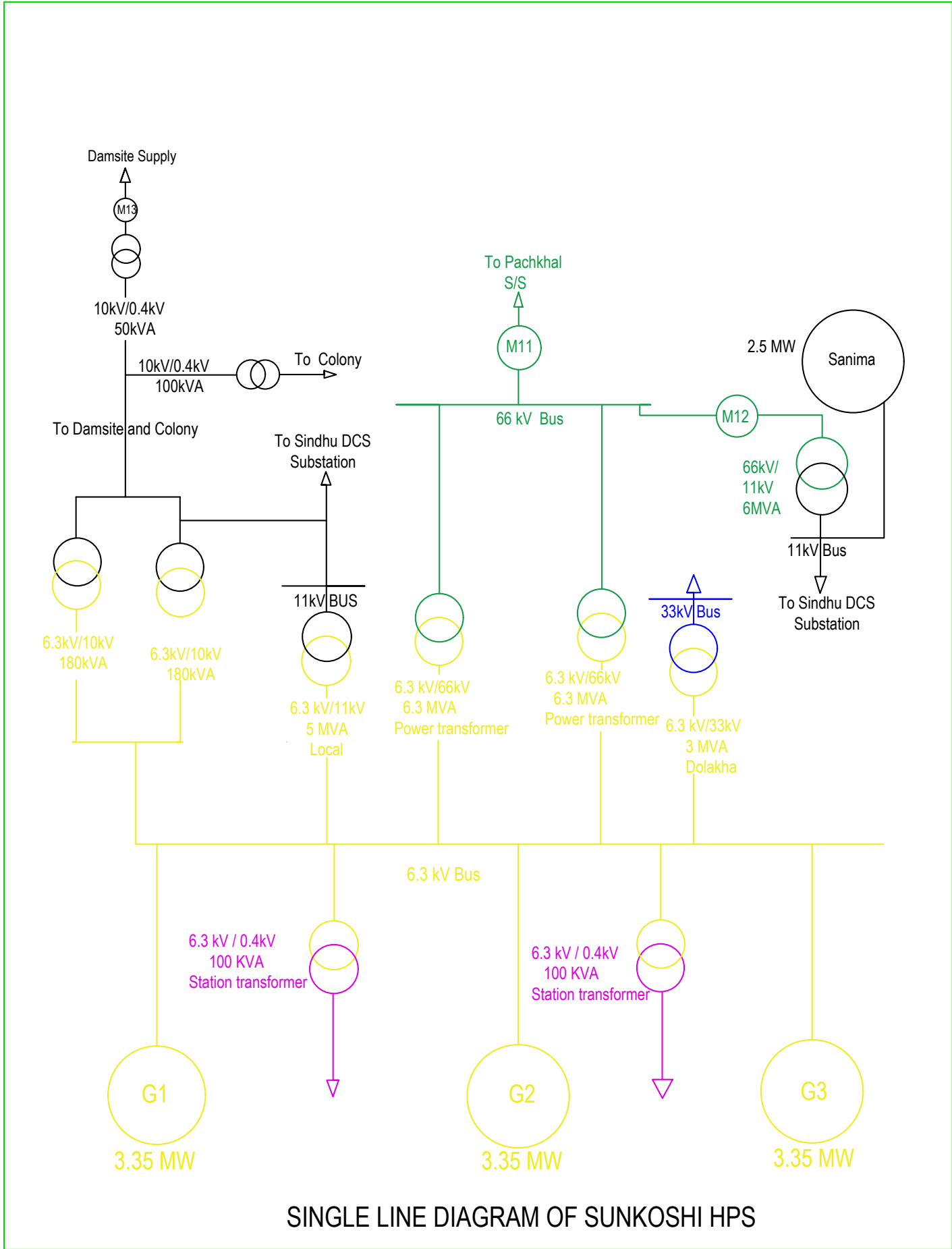





SINGLE LINE DIAGRAM OF DEVIGHAT HYDROPOWER STATION

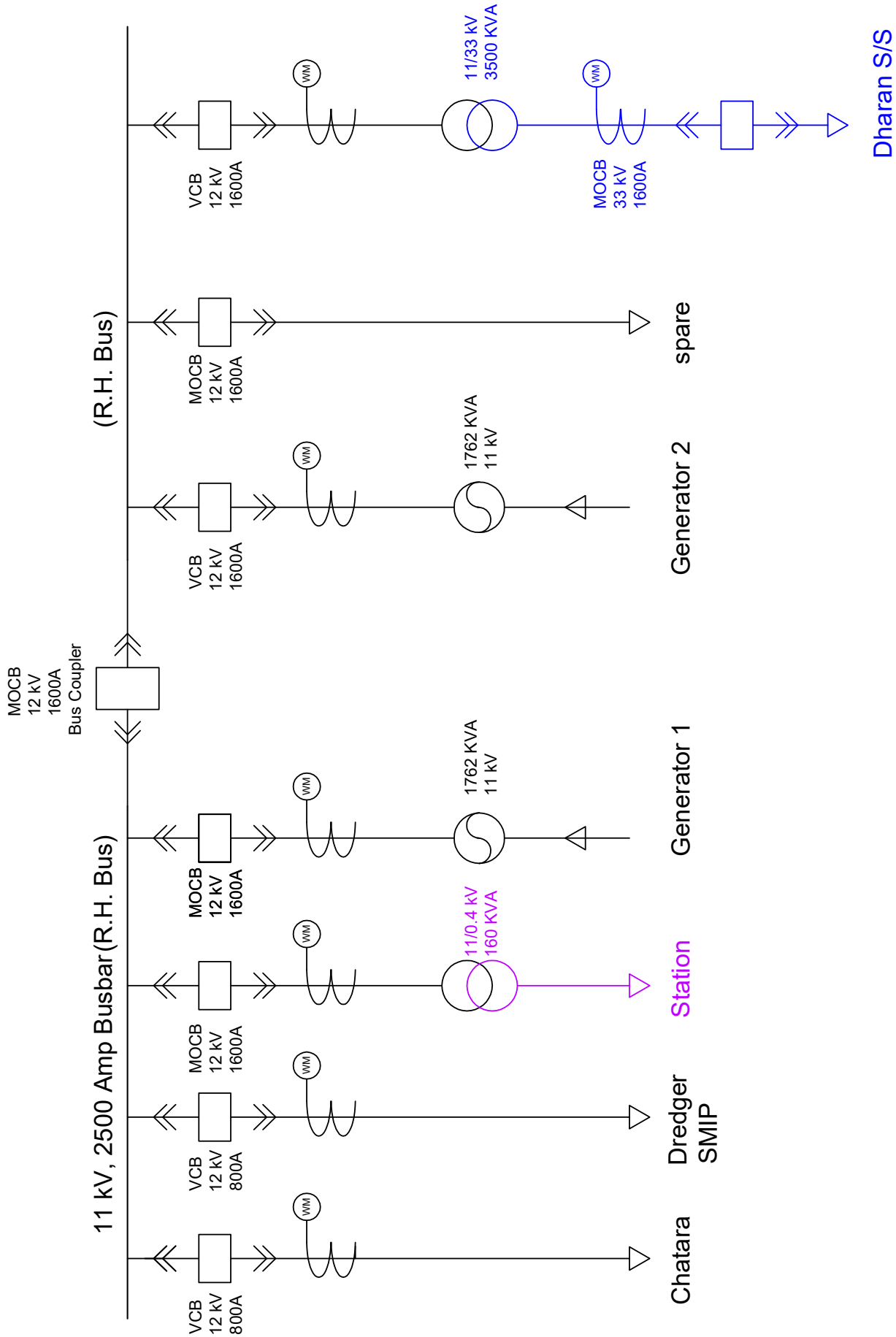



SINGLE LINE DIAGRAM OF MODI KHOLA HYDROPOWER STATION



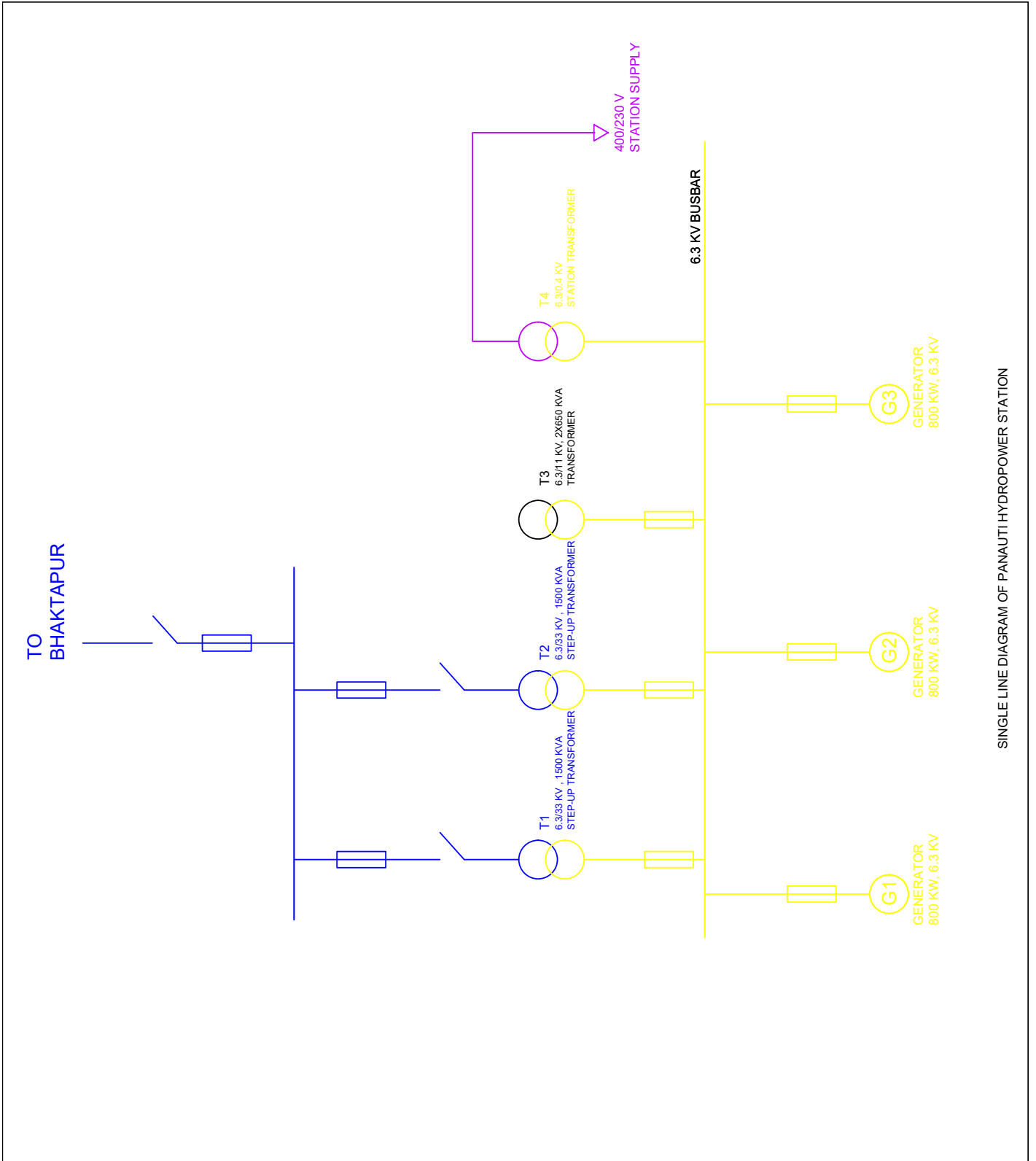

SINGLE LINE DIAGRAM OF SUNKOSHI HPS



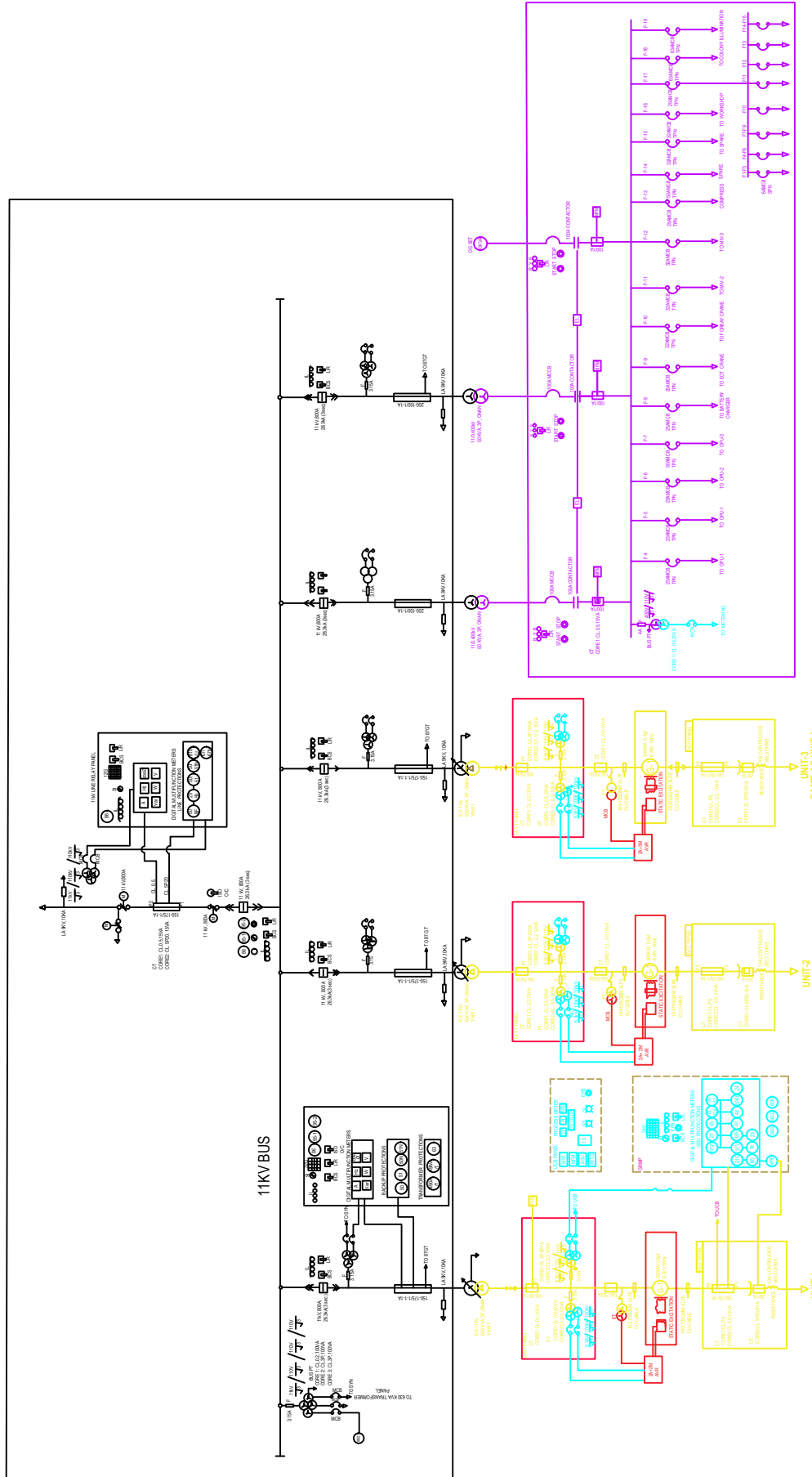



SINGLE LINE DIAGRAM OF CHATARA HYDROPOWER STATION



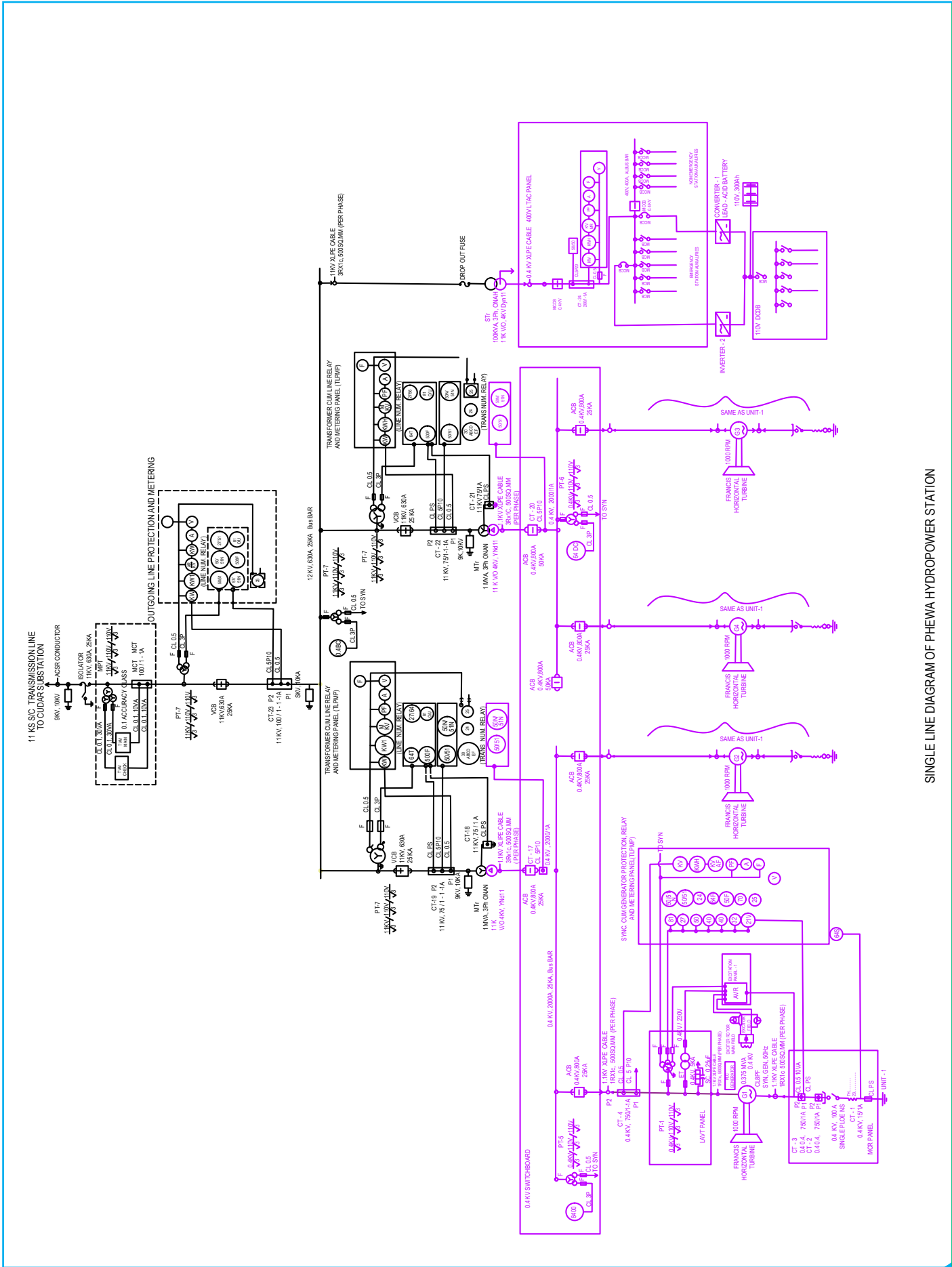


SINGLE LINE DIAGRAM OF PANAUTI HYDROPOWER STATION

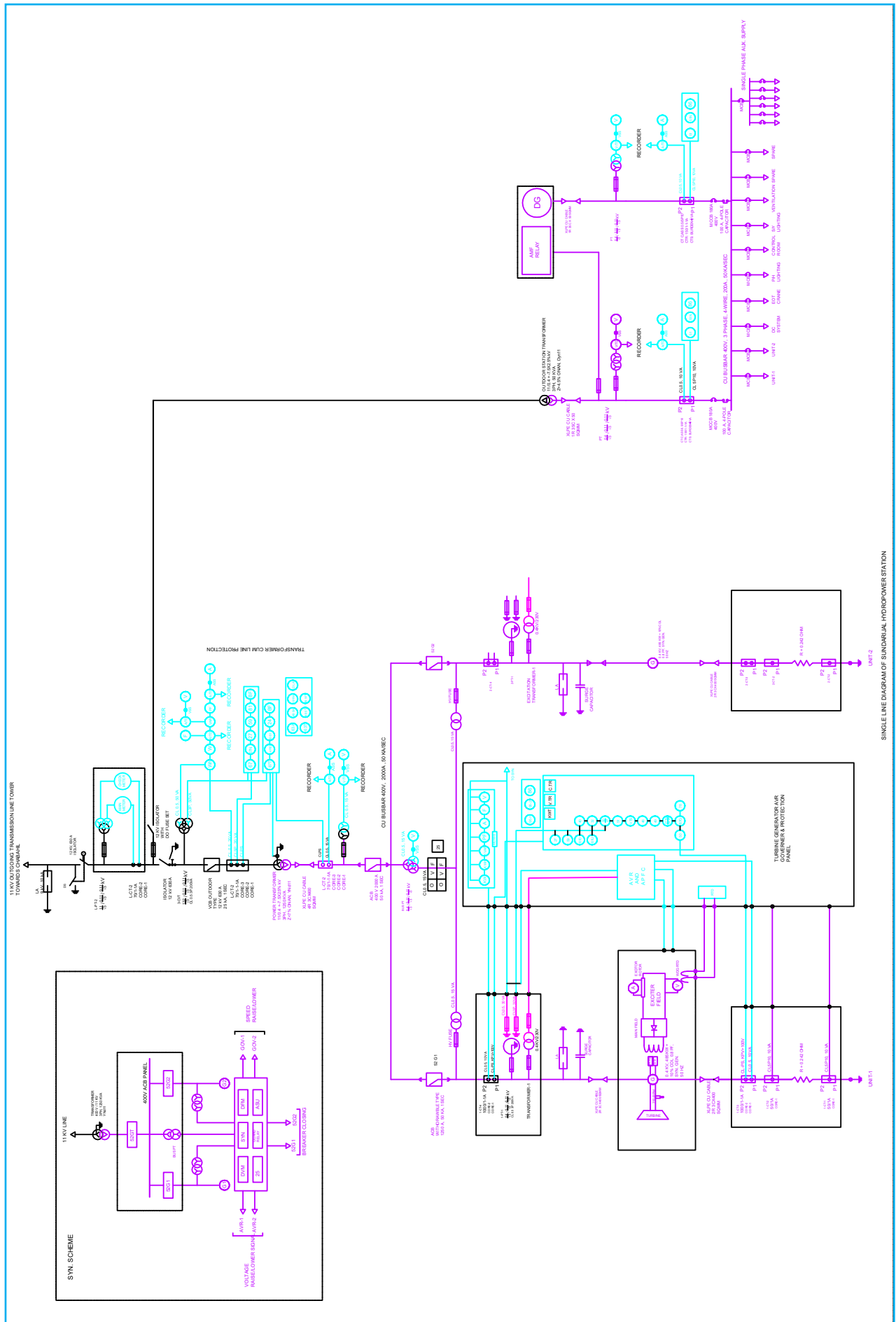



PROPOSED SINGLE LINE DIAGRAM OF SETI HYDROPOWER STATION

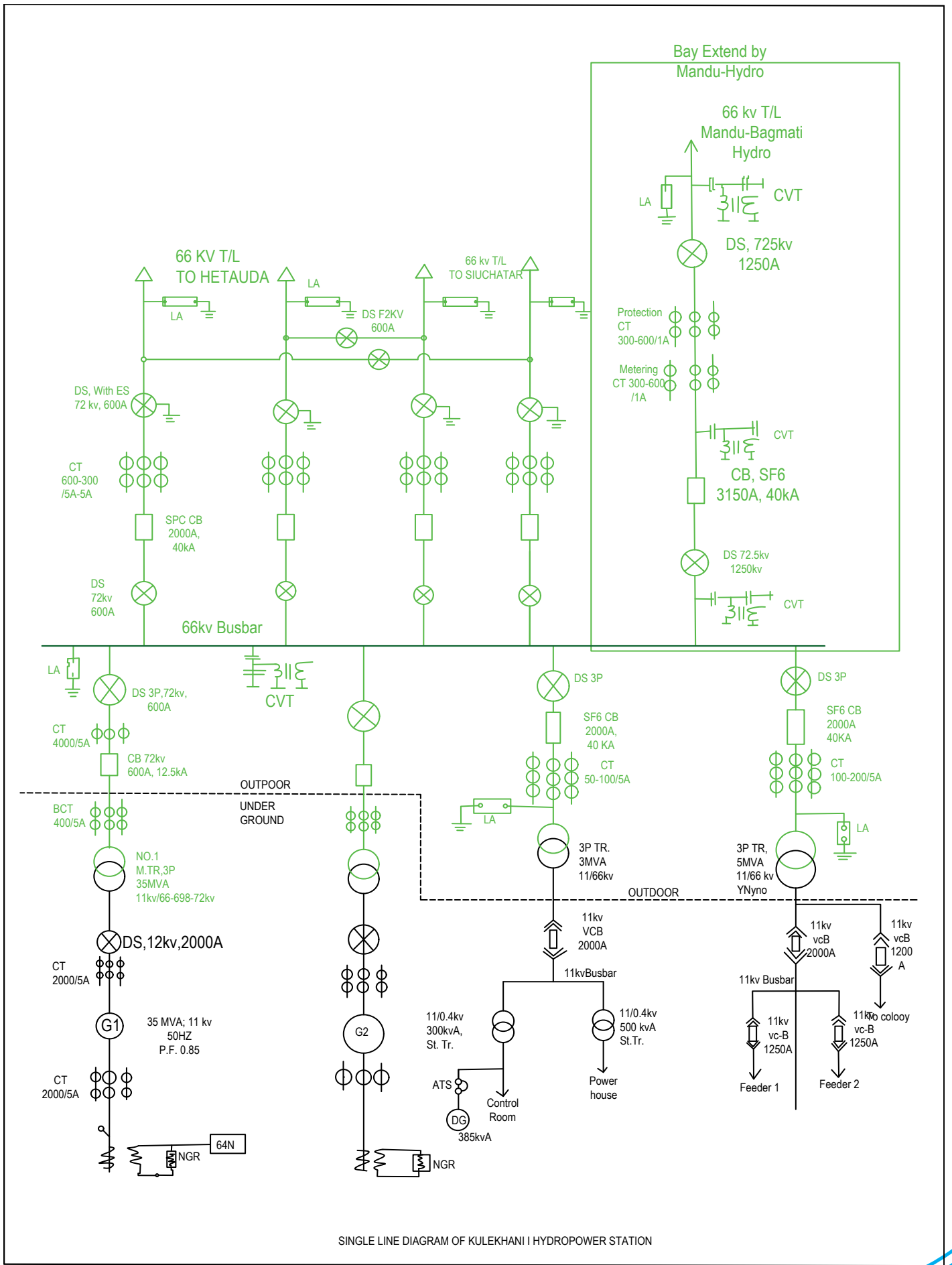





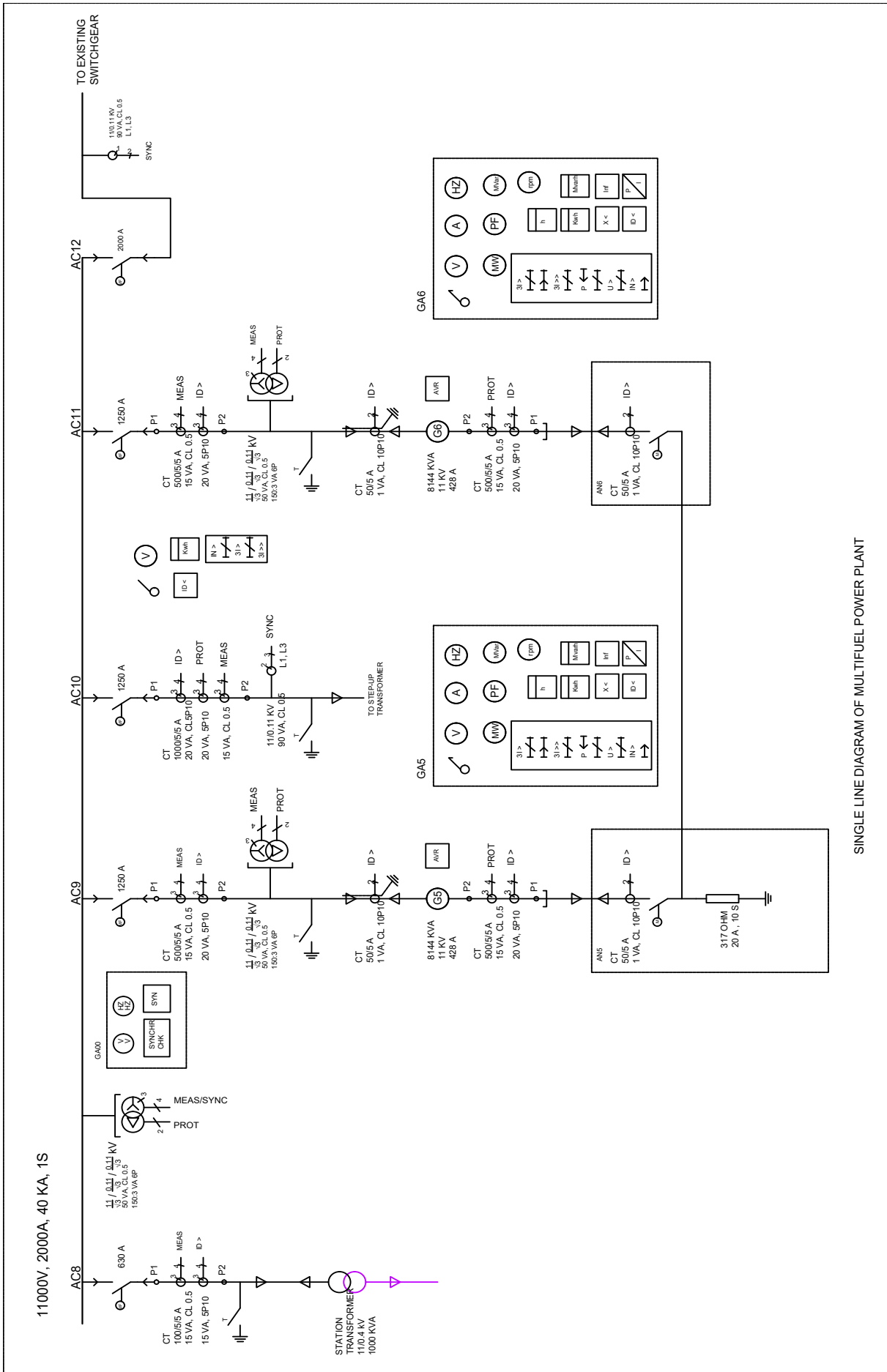

SINGLE LINE DIAGRAM OF PHEWA HYDROPOWER STATION




SINGLE LINE DIAGRAM OF SUNDARJAL HYDRO POWER STATION



SINGLE LINE DIAGRAM OF KULEKHANI I HYDROPOWER STATION




SINGLE LINE DIAGRAM OF MULTIFUEL POWER PLANT



GENERATION DIRECTORATE


CONTACT DETAILS OF STATION CHIEF'S/PROJECT CHIEF'S

S.No.	Station	Station Chief	Designation	Contact No.	Mail Address
1	Upper Trishuli-3A Hydropower Station	Dhirendra Chaudhary	Manager	9851115178, 016227801	uppertrishuli3a@nea.org.np
2	Middle Marsyangdi Hydropower Station	Pawan Basnyat	Manager	9856010073, 066400073	mmhps@nea.org.np
3	Kulekhani-I Hydropower Station	Tara Datt Bhatt	Manager	9855075030, 015198014	kulekhani1@nea.org.np
4	Kaligandaki 'A' Hydropower Station	Atmesh Poudyal	Manager	9856003144, 063403081	kaligandaki@nea.org.np
5	Marsyangdi Hydropower Station	Pashupati Raj Gautam	Manager	9841265688, 065540088/89	marsyangdi@nea.org.np
6	Kulekhani-II Hydropower Station	Prahlad Raut	Deputy Manager	9855011545, 057419470	kulekhani2@nea.org.np
7	Modikhola Hydropower Station	Surendra Karki	Deputy Manager	9857690500, 067410041	modikhola@nea.org.np
8	Chamejiya Hydropower Station	Ravi Kishor Dutta	Deputy Manager	9858787310	chamejiya@nea.org.np
9	Kulekhani-III Hydropower Station	Prasannamuni Tamrakar	Deputy Manager	9855011417, 057621417	kulekhani3@nea.org.np
10	Devighat Hydropower Station	Pradeep Singh	Deputy Manager	9851121095, 010561095	devighat@nea.org.np
11	Trishuli Hydropower Station	Puran Sob	Assistant Manager	9851160992, 010560099	trishuli@nea.org.np
12	Gandak Hydropower Station	Pitambar Bhusal	Assistant Manager	9857081787, 078520782	gandak@nea.org.np
13	Puwakhola Hydropower Station	Shiva Kumar Thapa	Assistant Manager	9852620351, 027520351	puwakhola@nea.org.np
14	Sunkoshi Hydropower Station	Harish Dhital	Assistant Manager	9851245580, 011482155	sunkoshi@nea.org.np
15	Panauli Hydropower Station	Shivraj Timilsina	Engineer	9851224809, 011410056	panauli@nea.org.np
16	Setifewa Hydropower Station	Chiranjibi Acharya	Engineer	9856041245, 061551245	setifewa@nea.org.np
17	Chatara Hydropower Station & Multifuel Power Station	Pawan Ghimire	Engineer	9852062364, 011410056, 021421243	chatara@nea.org.np/
18	Sundarijal Hydropower Station	Rabindra Kumar Mandal	Assistant Engineer	9842810846, 014800806	sundarijal@nea.org.np
19	Pharping Hydropower Station	Mahesh Shrestha	Foreman	9849367547	farping@nea.org.np
Project					
20	Electro Mechanical Workshop Construction Project	Suraj Dahal	Deputy Manager	9851109474	emwcp@nea.org.np
21	Power Plant Automation Project	Umanga Karki	Assistant Manager	9841040624	automationproject2079@gmail.com hpap@nea.org.np





TELEPHONE DIRECTORY OF GENERATION DIRECTORATE AND DEPARTMENTS

Office Name	Designation	Name	Office Tel. No.	Mobile No.	Email
Generation Directorate	Deputy Managing Director	Madan Timsina	01-4153014 Ext-1304	9851198345	generation@nea.org.np genomadm@gmail.com
	Deputy Manager (Mech)	Ramesh Shrestha		9841507363	rameshshr@gmail.com
	Deputy Manager (Mech)	Pradeep Man Shrestha		9849624435	pradeep.shrestha@nea.org.np
	Engineer (Mech)	Bikash Babu Shrestha		9849117172	bikashshrestha@gmail.com
	Engineer (Elec)	Prakash Dahal		9849163675	prakashdahal608@gmail.com
	Engineer (Civil)	Nabin Devkota		9851234922	nabin174@gmail.com
	Engineer (Mech)	Jeevan Karki		9856033309	jeevankarki450@gmail.com
	Engineer (Mech)	Birendra Prasad Sah		9842077451	ppssah@gmail.com
	Engineer (Mech)	Sushil Koirala		9860807778	koirlasushil7777@gmail.com
	PA	Yamuna Pandey		9866807599	Yamunapandey98@gmail.com
Account Division	Joint Director	Bharat Kumar Poudel	01-4153170	9851034675	neabharat@gmail.com
	Assistant Account Officer	Sudip Pd. Nepal		9841575656	sudipprasadnepal@gmail.com
Administration Division	Joint Director	Keshav Raj Oli	01-4153172	9851161727	olikeshab20@gmail.com
	Admin Officer	Gita Bhandari	01-4153068	9841029281	ngagita241@gmail.com
	Assistant Computer Officer	Bimala Karki		9849538967	bimalakarki63@gmail.com
	Assistant Computer Officer	Gaurinath Shrestha		9851110003	gaurinewa13@gmail.com
	Assistant Computer Officer	Ganga Bhandari Aair		9841410037	bhandariganga574@gmail.com
	Assistant Admin Officer	Ramchandra subedi		9841667241	rsubedi144@gmail.com
	Director	Ram Kumar Yadav		01-4153071 Ext-5009	mrudgar@gmail.com large.gen@nea.org.np
Large Generation O & M Department	Assistant Director	Ramesh Kumar pandey		9849633879	rameshpandey@gmil.com
	Engineer (Civil)	Laxmi poudel		9841447457	laxmipoudei80@gmail.com
	Assistant Computer Officer	Rita Maharjan		9818525383	
	Assistant Admin Officer	Kalika Prasad Paneru	01-4153070 Ext-3111	9841818297	panerukalikaprasad@gmail.com
	Manager	Kapil Dev Manjan	01-4153017 Ext-3404	9846256116	medium.gen@nea.org.np
	Deputy Manager	Bikash Raghubansi	01-4153032	9841291252	bikashraghu@gmail.com
	Assistant Director	Yashoda Tamang		9841633748	yashoda1y@gmail.com
	Director	Aniruddha Poudel	01-4153029	9851083764	arpoudei@gmail.com



Office Name	Designation	Name	Office Tel. No.	Mobile No.	Email
Generation Development and Support Department	Manager	Avash Ojha		9851167067	avashojha1@gmail.com
	Deputy Manager (Elec)	Pramodh Kumar Mishra		9851108744	mishra16@yahoo.com
	Deputy Manager (Civil)	Shivaram KC		9851133825	
	Deputy Manager (Mech)	Kabita Sharma		9849530926	kavitaasharma071@gmail.com
	Assistant Manager (Mech)	Sabina Uprety		9841695194	upretysabina@gmail.com
	Engineer (Elec)	Bipin Silwal		9851103002	bipinsilwal2@gmail.com
	Engineer (Civil)	Nira Amatya		9856035746	
	Engineer (Mech)	Sankar Nath Pandey		9846778733	shankarpandey2052@gmail.com
	Engineer (Mech)	Bibek Chaudhary		9767359944	cbibek125@gmail.com
	Admin Officer	Sitaram Thapa		9851170800	
	Assistant Engineer (Mech)	Ganesh Prasad Bhandari		9846119867	
	Deputy Manager (Mech)	Suraj Dahal		9851109474	nepalsurajdahal@gmail.com
	Assistant Manager (Mech)	Suman Raj Manandhar		9841393169	suman_raj@outlook.com
Electromechanical Workshop Construction Project	Engineer (Mech)	Prabhab Bista		9841636735	bistaprabhab@gmail.com
	Assistant Engineer (Mech)	Tankanath Poudel		9856026406	tankanathpoudel49@gmail.com
	Assistant Manager (Elec)	Umang Karki		9841040624	automationproject2079@gmail.com
	Engineer (Mech)	Prabesh Raj Devokta		9849868399	neaprabesh@gmail.com
Hydropower Plant Automation Project	Assistant Account Officer	Sitaram Rimal		9851192388	rimalsitaram388@gmail.com
	Supervisor	Anita Bhattarai		9840209470	anitabhattacharai2063@gmail.com



Inauguration of Kulekhani I HEP by Late King Birendra




Coffer Dam of intake weir (Puwakhola HPS)



General view of saddles at penstock (Puwakhola HPS)



Portal of outlet Tunnel (Puwakhola HPS)



Kulekhani II HEP during construction



Generator Stator erection of 11kV winding (Marsyangdi HPS)





Lowering of Spiral Casing (Marsyangdi HPS)




Transportation penstock Trifurcation during construction (Marsyangdi HPS)




Installation of intake trash rack (Marsyangdi HPS)




construction site (Middle Marsyangdi HPS)



Tunneling works during construction (Middle Marsyangdi HPS)



Intake during construction (Middle Marsyangdi HPS)



Switchyard during construction
(Middle Marsyangdi HPS)



Generator Foundation works during construction
(Upper Trishuli 3A HEP Project)



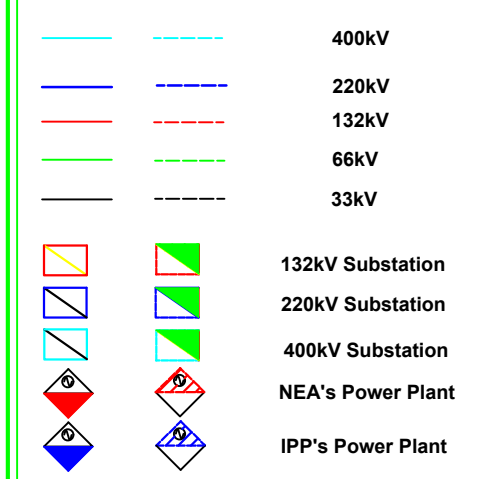
Intake gate installation during construction (Upper
Trishuli 3A HEP Project)



Transmission Tower during construction of Pharping HPS
(currently located at Gorkhapatra Sansthan, Newroad)

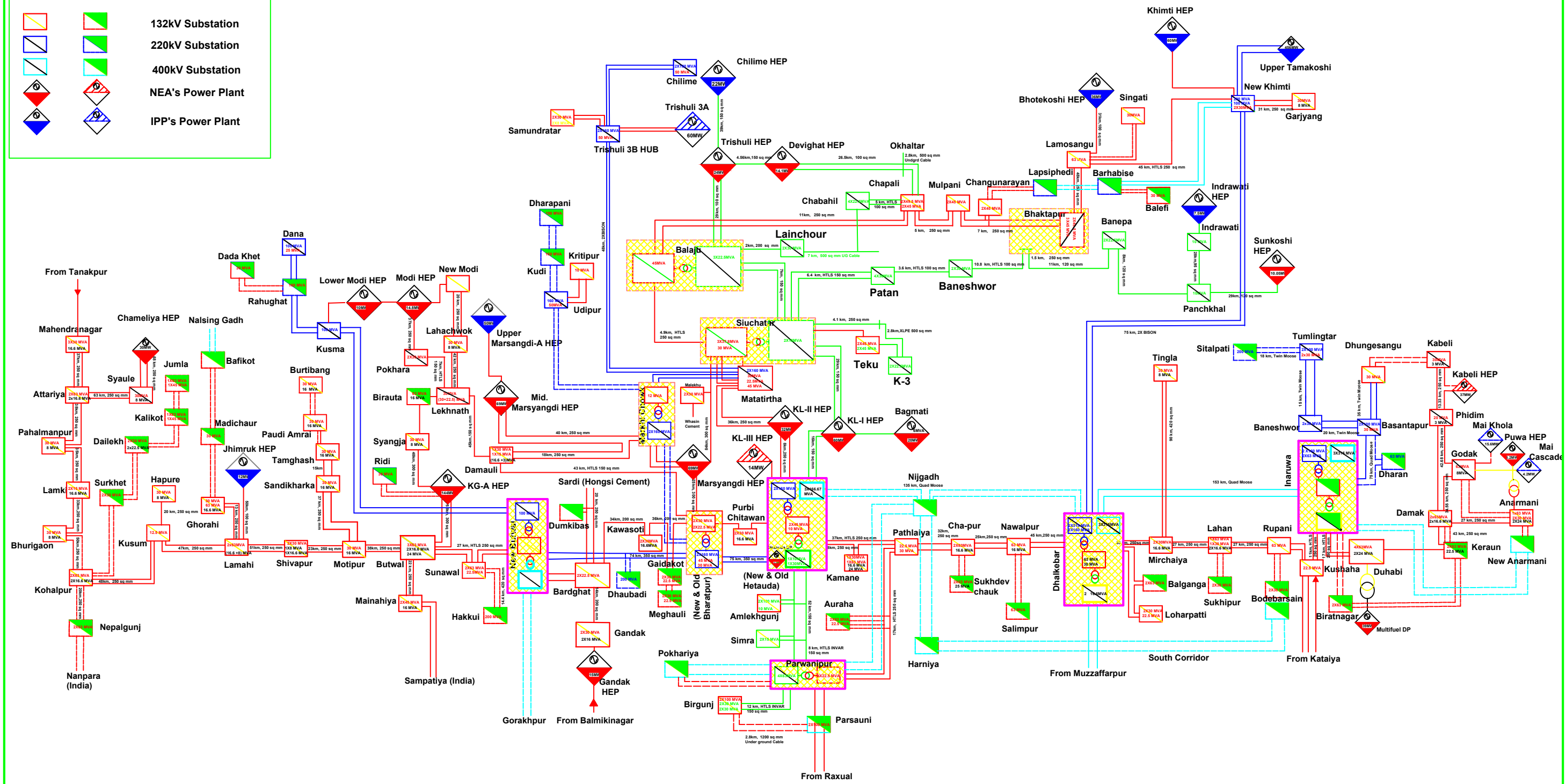


Legend:
Existing Under Construction Voltage Level



INTEGRATED NEPAL POWER SYSTEM

(Existing & Under Construction Transmission Line Projects)







NEPAL ELECTRICITY AUTHORITY

Generation Directorate

Durbarmarg, Kathmandu | Phone : +01-4153014, 4153070, 4153017
Fax : +977-1-4153016, 4153071, 4153081 | Email: generation@nea.org.np